



6600 PLUS/6700 PLUS/FLEXIWRAP

VARIABLE CHAMBER BALERS

WHEN FARMING MEANS BUSINESS

Realising the full potential of farming is about growing and developing your business, not only your crop or livestock, but also your profit. Improve productivity and profitability by focusing on the positives and minimising disadvantageous aspects, through strong, dedicated management.

Success springs from determination and clear targets, from laying down the appropriate strategy and allocating correct investments for the future. Quality results require the right ideas and equipment. When there is work to be done, you need the optimal setup and smart solutions that support you towards an easier, more profitable way of working. You need solutions that make tough and demanding conditions less complicated.





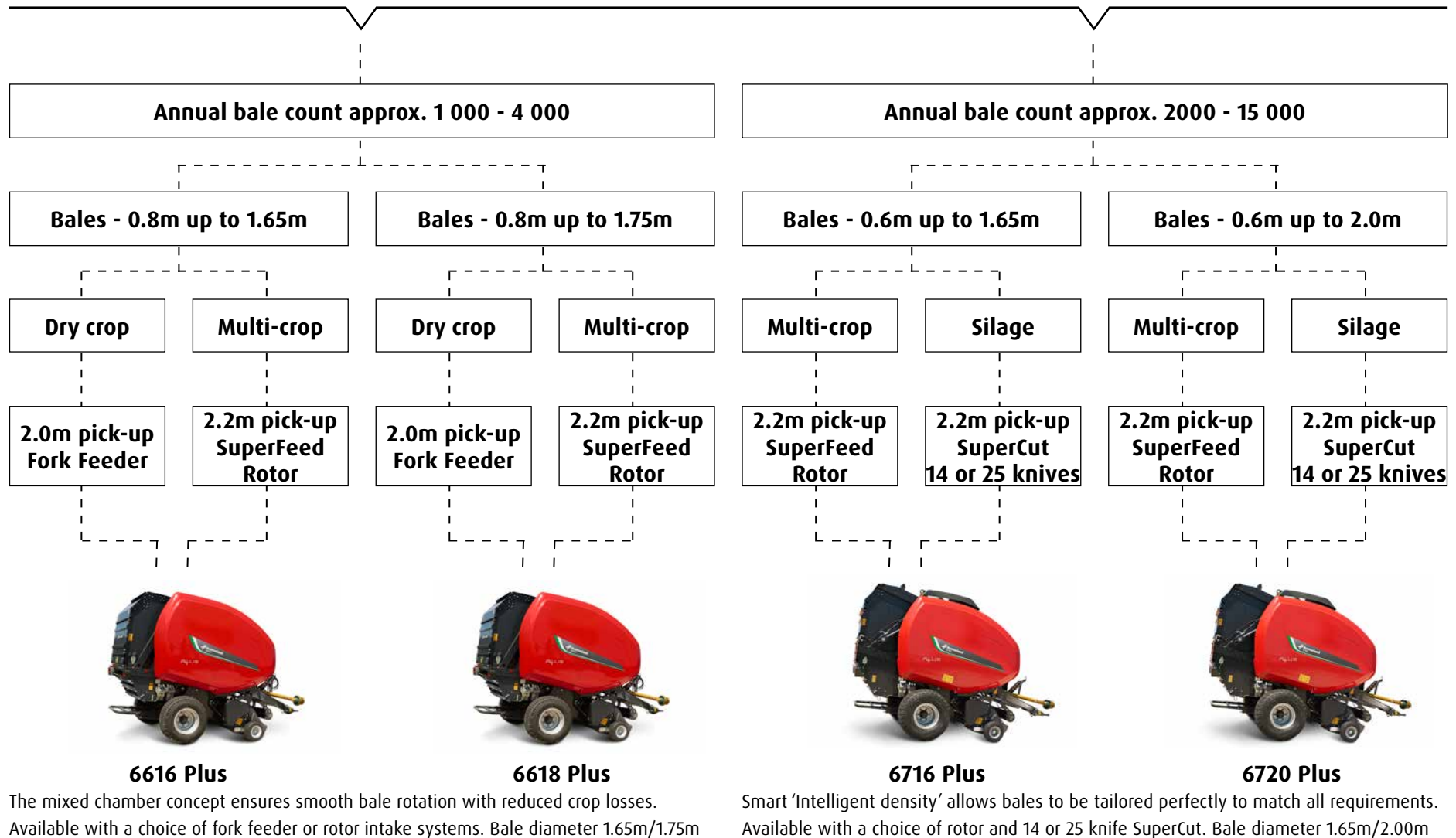
BALE

As a professional engaged in baling and wrapping, you pride yourself on providing the best result for your customers.

The need to satisfy ever increasing demands, while simultaneously improving the quality of the job being carried out is a given.

UP TO 2M DIAMETER BALES

WHAT ARE THE REQUIREMENTS FOR YOUR CROPS?



KVERNELAND 6600 PLUS AND 6700 PLUS SERIES

UNMATCHED BALE QUALITY

The latest Kverneland Plus series Variable chamber balers combine profitable high output performance with market leading bale density. Superb capacity and fantastic bale quality are hallmarks of Kverneland variable chamber balers.

Bale Production on a New Level


They benefit from a range of upgrades designed to boost output and reduce maintenance requirements, keeping operating costs to a minimum.

With true multi-crop performance in silage, hay and straw, they incorporate a host of features to make your working day more profitable.





Re-designed large diameter roller crop press facilitates crop flow at high intake speeds.



Patented internal drive system.



Large diameter easily adjustable guide wheels.



2.2m Pick-up.

CLEAN UP WITH KVERNELAND

High Capacity Pick-Up

Wide 2.2m low profile pick-up provides clean raking performance at the highest working speeds in even the toughest of working conditions.

Renewed reliability

Despite their outstanding performance, Kverneland Plus series pick-ups have a strong reputation for reliability, which has now been further enhanced with an upgraded driveline.

With a superior specification compared to competitive machines, Kverneland set new standards for performance: Each tine bar is supported on multiple bearings, while all 2.2m pick-ups feature twin cam tracks – a truly great combination that gets your crop off the ground with minimal maintenance during long working days.

New upgraded 'PLUS' series specification

New 10mm longer pick-up tines and wider galvanised strippers which provide more effective cleaning, give a boost to performance in wet crop conditions.

Compact transport width

No need for the pick-up wheels to be removed or folded for transport, Kverneland's unique compact internal drive system is a smart solution that reduces unproductive time between jobs.

2.00m wide pick-up (Fork feeder model)

- Four tine bars each supported on three ball bearings
- Extra close 60mm tine spacing
- Innovative inboard driveline design for reduced transport width
- Crop deflector for efficient crop flow
- New ¾" HBC Spec drive chains

Clean raking performance in all crop.

2.2m extra wide pick-up (Rotor intake & double fork feeder models)

- Five tine bars with 32 tines per bar
- Each tine bar supported by four bearings along its length
- Cam track located at both ends of the pick-up
- Large diameter roller crop press for increased intake speeds
- Innovative inboard driveline design for reduced transport width.
- No need to remove pick-up wheels for road transport
- New ¾" HBC Spec drive chains



EFFECTIVE INTAKE SUPERIOR CAPACITY

Choice of Intake Systems

With a variety of intake systems available, you can be sure there is one ideally suited to your workload. Each intake option has been perfectly matched to ensure optimum feeding of crop to the bale chamber to maximise capacity and enhance the bale formation process.

6616 & 6618

Plus Series models are available with a choice of Fork feeder or PowerFeed intake rotor.

6716 & 6720

Plus Series models are available with a choice of PowerFeed or SuperCut intake systems.



Single fork feeder.



Dual fork feeder.

Fork Feeder Intake System

Kverneland 6600 series can be specified with a cost efficient fork feeder intake system. This provides direct feed transfer into the bale chamber. The wide opening allows high intake capacity, while also providing gentle handling of leaf loss sensitive crops.

Single and dual fork feeder intake systems are equipped with a crop press to maximise crop flow and are particularly suited for fragile crops such as Clover and Alfalfa.

DuoFeed Double Fork Feeder

Optional DuoFeed with its double feed tines ensures high capacity and output, while still safeguarding fragile crop types.

Crop Press for Maximum Capacity

All 'PLUS' series models with PowerFeed and SuperCut intake feature a revised roller crop press with increased range of movement, stronger side arms and internal roller bearings for increased protection.



PowerFeed intake system.



SuperCut-14.



SuperCut-25.

PowerFeed intake

The Kverneland PowerFeed intake rotor provides **huge feed capacity**, handling both wet and dry crops in all conditions. The PowerFeed rotor with its 14 fully guided rotor tines forces crop into the bale chamber for **higher intake speeds and instant bale rotation**.

SuperCut 14

The SuperCut 14 knife chopping system provides fast and efficient crop flow into the baler. With a chop length of 70mm it is the **ideal solution for producing tight, dense bales, for improved fermentation and easier feeding with less wastage**. Each individual knife is spring protected against foreign obstacles, with automatic reset.

SuperCut 25

The SuperCut 25 knife pre-chopping system with a chop length of 40mm **provides the ultimate solution for maximising silage quality**. Group selection with choice of 25, 13, 12, 6 or 0 knives, gives maximum flexibility of operation.

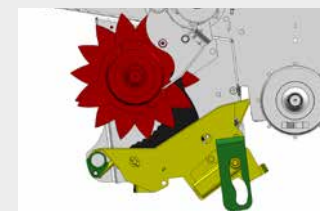
Dual Action Knife Protection

The SuperCut 25 knife system is equipped with dual protection against obstacles. **If a small obstruction hits a knife, it can pivot backwards without losing cut quality**. If a larger obstacle is encountered, the knife pivots downwards, automatically resetting afterwards.

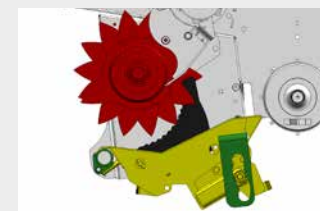
Parallelogram DropFloor system for faster unblocking

PowerFeed and SuperCut intake systems are equipped with the **super effective Parallelogram drop floor system**, which brings faster and easier clearing of blockages. The system not only lowers the rear edge of the drop floor as per traditional systems, but also lowers the front section of the floor, where a blockage is more likely to occur.

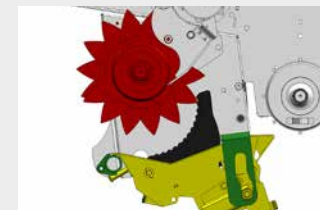
Drop Floor in working position.



Drop Floor in mid position.



Drop Floor in fully lowered position.



Easier removal of all blockage types = More time baling



DRIVELINE

FOR THE TOUGHEST CONDITIONS



Kverneland 'PLUS' Series – Designed for the Toughest Conditions

In today's world no-one can afford downtime. In a busy baling season timeliness is everything. To guarantee the lowest possible running costs, the Kverneland engineering team have boosted durability to new levels. Drive to the bale chamber is by oversize 1¼" HBC specification chain which provides higher fatigue strength & increased wear resistance. Bale chamber driven rollers feature cast bearing housings and are greasable, while a rugged new design of Idler roller incorporates a 45% increase in bearing diameter, a larger internal grease capacity and improved shielding.

Steel Hydraulic Pipes for Ultimate Reliability

Every step has been taken to maximise reliability. Rubber hoses have been eliminated from the hydraulic system wherever possible and replaced with steel pipes for ultimate durability.

Automatic Chain Lube for Extended Life

Correct lubrication of chains is crucial to extended lifetime. Kverneland PLUS series balers are equipped with an automatic system supplying oil to each individual chain. The system is equipped with a generous four litre capacity tank, while the quantity of oil delivered to each outlet can be individually fine tuned to vary the amount of oil provided.

Steel pipes for ultimate durability.

High level LED Lights

New high level LED road lights mounted up out of harms way for reduced likelihood of damage from stray bales.



INTELLIGENT DENSITY 3D

– THE SMARTEST WAY TO PERFECT BALES

Every crop is different and with Kverneland Intelligent Density 3D you can be sure to obtain the best possible end result – optimum feed quality for your livestock!

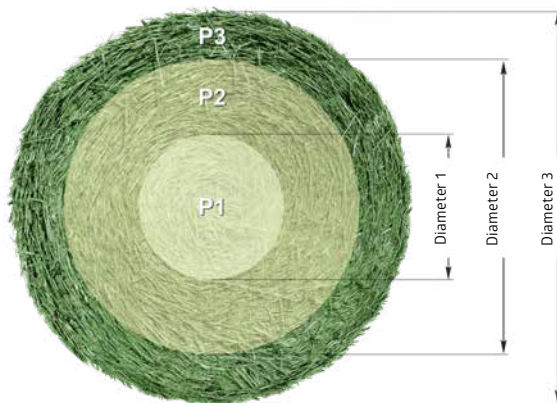
Intelligent Baling

Intelligent Density 3D gives you three pre-selectable options for straw, hay and silage all easily set from the control box. It is also possible to customize the bale density yourself. Three separate zones, each with a choice of diameter and pressure let you set the best strategy, so that bale structure is perfectly matched to your requirements.

Customize the bale density yourself

Pre-selection of bale density for each zone of the bale: core, mid and edge.

Diameter (D) and pressure (P) can be adjusted in three stages using the control terminal.



With three pre-selectable bale density settings **Intelligent Density 3D** makes it very easy to choose the correct bale density in different crops.



Baling dry straw and want the heaviest bales possible? Maximum pressure is set in every zone.

Baling hay? Soft centre core to let the bale breathe is set, with gradually increasing pressure towards the outer layer.

Baling wet silage? Pressure is reduced in the centre and mid zones.



Intelligent Density 3D



POWERBIND: GREAT LOOKING BALES – TIME AFTER TIME



The PowerBind net wrap system allows the net to extend past the edge of the bale.



Convenient easy access storage for net and twine for long working days.



Storage for up to eight balls of twine.

Fast Acting Net Cycle

Kverneland 6000 balers are equipped with the innovative front mounted PowerBind net system. PowerBind eliminates troublesome feed rollers and has market leading cycle time.

Rapid Binding – with easy low level loading

Minimum Time Stationary – Maximum Time Baling

The net is continuously retained in the PowerBind injection arm. When the bale is complete, net is fed directly onto the bale in a flat movement angle keeping the net tight at all times, providing accurate and extremely reliable net injection, without influence from wind or crop build-up.




Low Net Loading Height

PowerBind offers very low loading height for maximum convenience and time saving. To replace the empty roll just swing out the shaft and slide on a new roll.



The very low loading height and the very easy threading of the system mean minimum downtime and maximum time baling.



Twine Tying

Automatic twine tying with the fast acting double tube system means simultaneous binding of both edges of the bale, reducing binding time to a minimum. Over crossing of twines in the centre of the bale provides no loose ends at the end of the binding cycle. The system is fully user programmable to make sure you make the best looking bales in all crop conditions.



SETTING AND CONTROL IN COMFORT

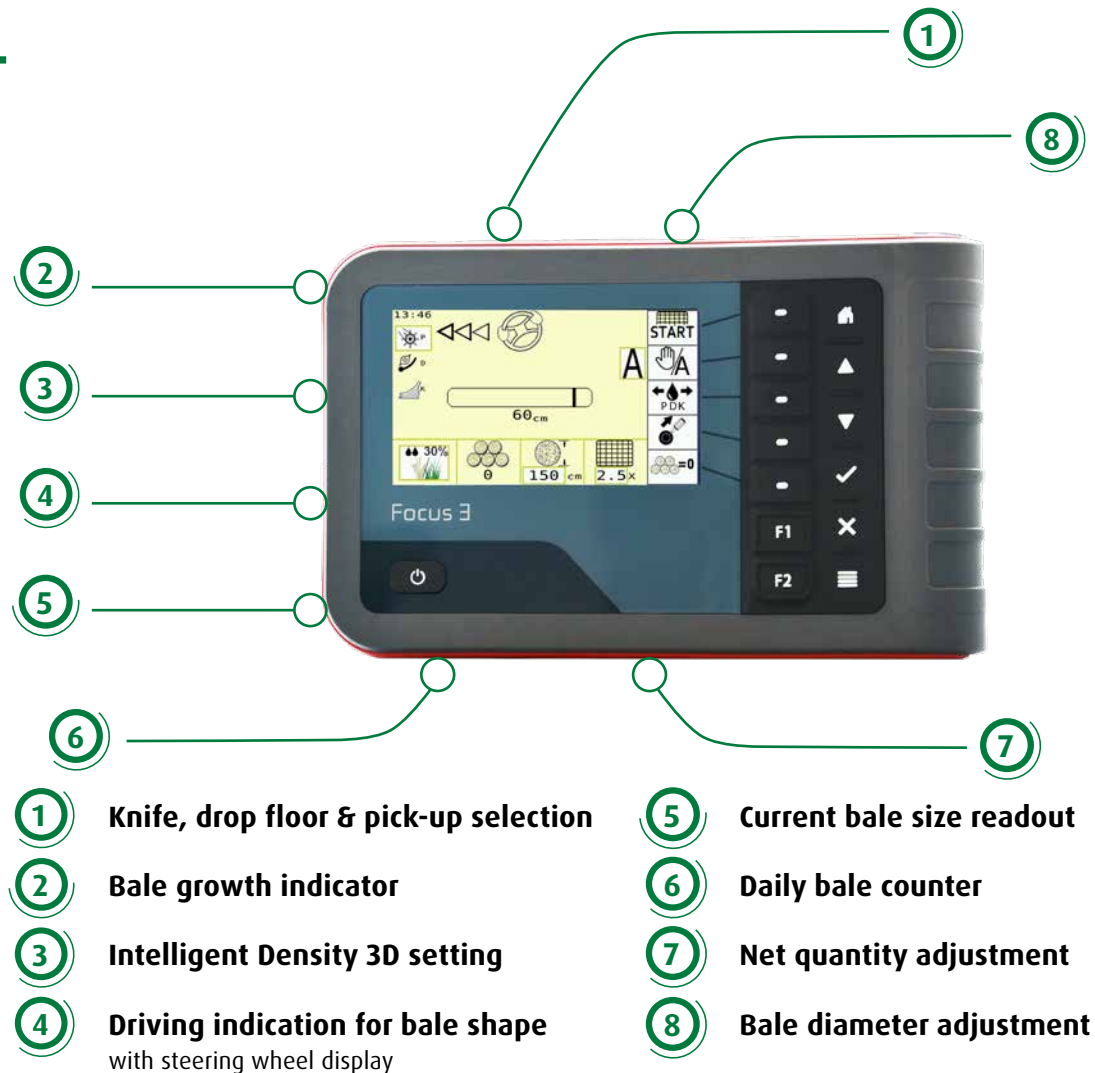
Easy to Use Control Systems

Kverneland 6000 Plus series variable balers feature a simple to use control system *designed to make long working days as relaxing as possible*. Clear colour screen displays with simple graphics show baling information at a glance, with *all important settings made from the comfort of the tractor seat*.

Focus 3

Designed for easy operation with the following functions operated from the terminal:

- Bale diameter adjustment
- Display of current bale diameter
- Left & Right driving indication
- Selection of net or twine tying
- Net and twine quantity adjustment
- Tying information during tying cycle
- Selection of manual or automatic tying
- Five daily bale counters & total bale counter
- Bale density adjustment
- Selection of knives, drop floor or pick-up (when present)





Tellus 700 terminal.



Tellus 1200 terminal.

Tellus 700 – Your New ISOBUS Terminal

The Tellus 700 offers a feature-rich experience tailored to each user, with precise guidance, single customizable screen, and seamless hardware-software integration. Equipped with the newest technology, it ensures optimal performance across a wide range of equipment.

Tellus 1200*

The new Tellus 1200 offers connectivity for ISOBUS implements, providing features like map display, manual guidance, boundaries, and overhead view. It offers extra assistance with up to four fully customizable touch screens designed for clear viewing during long days in the field.

(*) These fully ISO terminals can be fitted on variable chamber balers, provided the baler is factory ordered with Isobus compatibility option.

ISOBUS (option)

All models offer the option of full ISOBUS compatibility, allowing seamless integration with tractor terminals. Moreover, ISOBUS-compliant machines can be equipped with either the new **Tellus 700** or **Tellus 1200 touch screen terminals**, offering advanced tools for efficient management and precision control.



TECHNOPACK (OPTION)

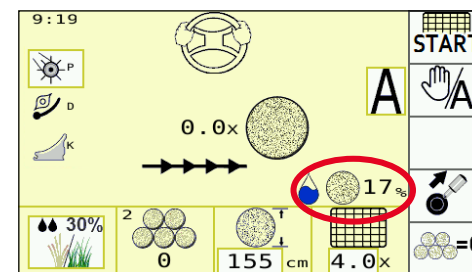
GET TO KNOW MORE ABOUT YOUR BALE

The optional TechnoPack offers professional farmers and contractors the optimum solution in terms of crop harvesting management.

TechnoPack

The moisture level of crop entering the bale chamber during the baling process is continuously measured and displayed on the baler terminal.

A sensor plate is mounted in the lower part of the bale chamber, from which the system calculates the percentage of moisture inside the bale. The system is able to detect moisture levels up to 50% allowing the driver to decide at any time if crops such as hay or straw are fit to bale - your assurance of always preserving the best possible forage quality.



Bale ramp sensor

Also included in the TechnoPack is a bale ramp sensor which gives a signal when the discharged bale is clear of the bale ramp.

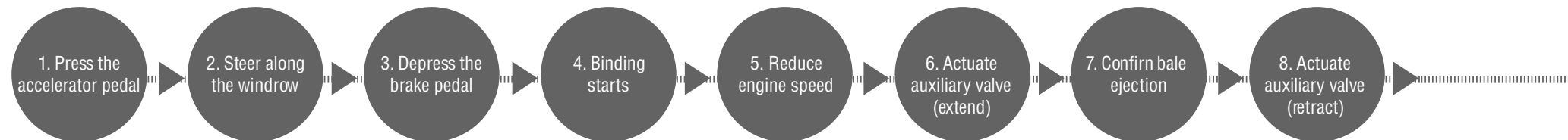
Average moisture content for completed bale is displayed

Moisture measurement


For added operating convenience the TechnoPack gives continuous real time readout of crop moisture level during baling. During the binding cycle the average moisture content for the completed bale is displayed.



Fewer actions during baling



Process sequence for standard operation: 10 steps per bale



TIM 1.3 process sequence with driving speed set by the TIM server: **2 steps per bale**



TIM BALER (OPTION)

THE IMPLEMENT CONTROLS THE TRACTOR

TIM (Tractor Implement Management)

TIM is a cross-product and cross manufacturer ISOBUS solution for the agricultural machinery industry whereby the implement is able to control certain tractor functions.

Baling is one of the jobs that requires the greatest number of actions from the operator. A Kverneland 6000 PLUS Series round baler specified with TIM option handles most of these tasks itself. As a result, it not only provides a significant gain in comfort and efficiency, but also ensures consistently high bale quality.

Key advantages in baling

The TIM system really comes into its own in baling operations where the working windows are often narrow due to weather conditions. The work is completed more quickly and with a higher bale quality.

Contractors and large farms in particular benefit from the user-friendliness of the TIM technology, which can be quickly mastered by different operators. The cost aspect is another factor to bear in mind. Highly efficient use of a TIM equipped baler results in lower costs for parts that wear out, fuel, tyres and so on.

Enormous savings in work steps

If the operator is inexperienced or tired, bale quality and output suffer. With the help of TIM technology, the baler can perform a number of actions for the driver, meaning a significant increase in comfort. For every 100 bales, TIM can save up to 800 operations.

Because the baler opens the tailgate as soon as the bale is tied, this also increases efficiency, especially when the operator is tired. If the system detects a completed bale is ready to be released on a slope the driver is alerted and automatic bale release is paused. The operator can override the automatic process at any time during baling.





INTELLIGENT DENSITY 3D

with new easy setting of bale density
- pre-selectable from the tractor cab.



KVERNELAND 6600 - 6700 PLUS SERIES

GREAT QUALITY BALES

The 6616 Plus and 6618 Plus produce great quality bales in silage, hay and straw. The two versions offer bale diameters from 0.80m up to 1.65m and 1.75m respectively. The bale diameter is easily adjusted from the control terminal. The chamber is set to provide dense bales with a moderate core and tight outer layer, while pressure setting can be adjusted manually. The bale chamber of the Kverneland 6716 Plus and 6720 Plus is designed for multi-crop use, and is equally at home in silage, hay and straw. With the new Intelligent Density 3D, setting of bale density is made very easily with three preselectable options for straw, hay and silage, set from the control box. It is also possible to customize the bale density in three separate zones yourself, each with a choice of diameter and pressure to let you perfectly tailor the structure of the bale to your requirements.

The Product Range:

Kverneland 6616 Plus

Bale size: 0.8m up to 1.65m

Kverneland 6618 Plus

Bale size: 0.8m up to 1.75m

Kverneland 6716 Plus

Bale size: 0.8m up to 1.65m

Kverneland 6720 Plus

Bale size: 0.8m up to 2.00m

WELL-SHAPED DENSE BALES WITH A MODERATE CORE



- ① Chain Drive**
Heavy duty chain drive and split driveline for even power distribution.
- ② Laced Belts**
5 wide laced belts.
- ③ Intake**
Fork Feeder or PowerFeed rotor for high intake speed.
- ④ Pick-Up**
2.00 or 2.20m wide pick-up with small diameter reel for fast and efficient throughput.
- ⑤ PowerBind**
PowerBind with direct net injection for fast and highly reliable netting.

Choice of maximum bale size

Kverneland 6616 Plus

Bale size: 0.8m up to 1.65m

Kverneland 6618 Plus

Bale size: 0.8m up to 1.75m


Big Capacity with Superb Bale Quality

Kverneland 6616 Plus and 6618 Plus balers have superb intake capacity and produce great quality bales in a wide variety of crops. Bale diameter is easily adjusted from the control terminal, while a combination of five belts and three rollers provides instant bale starting in all conditions.

The Kverneland 6600 Plus bale chamber is equipped with a combination of three rollers and five wide laced belts. The mixed chamber concept ensures smooth bale rotation right from the start and reduced crop losses, even in really dry conditions.

Improved Bale Formation

The result is a very firm bale with a moderate core. Straw bales will be more tolerant to poor weather conditions, while silage bales will maintain their shape for improved stacking and easier handling.



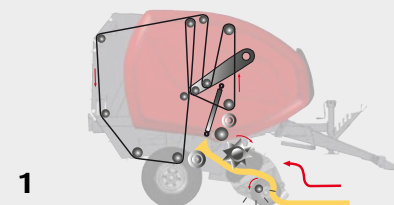
The split drive gearbox on rotor equipped models ensures that power is distributed evenly, reducing wear and power requirement.



A combination of five belts and three rollers provides dense bales with a soft core and an easy bale start.

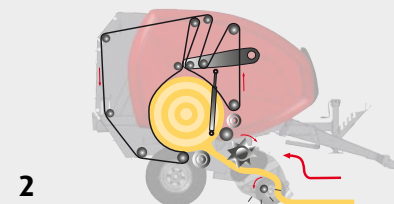
How the Baling Chamber Works

The small pre-chamber at the start of the bale formation ensures well-shaped and dense bales with a moderate core and tight outer layers.



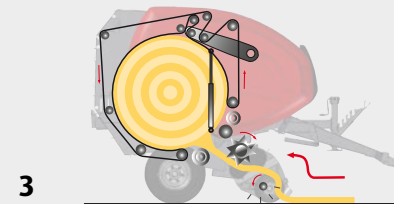
1

Two aggressive front rollers come in contact with the crop and are designed to perform well in all conditions. They ensure instant and efficient bale start with every type of crop.



2

As the bale grows, the belts are subjected to steadily increasing resistance from two hydraulic cylinders, assisted by a heavy duty tension spring. As the bale diameter grows, so does the bale's density.



3

EFFICIENCY AND PERFORMANCE – ARE UNMATCHED



- ① ISOBUS control**
for easy and intuitive control and monitoring of main functions.
- ② Endless Belts**
Durable endless belts.
- ③ Intelligent Density 3D**
with new easy setting of bale density - pre-selectable from the tractor cab.
- ④ Parallelogram DropFloor**
for easy and fast unblocking of crop blockages.
- ⑤ Intake**
PowerFeed, SuperCut 14 or 25 knives for high intake capacity and accurate cutting of the crop.
- ⑥ Pick-Up**
2.20m wide pick-up with small diameter reel for fast and efficient throughput.
- ⑦ PowerBind**
New PowerBind with direct net injection for fast and highly reliable netting.

Choice of maximum bale size

Kverneland 6716 Plus

Bale size: 0.8m up to 1.65m

Kverneland 6720 Plus

Bale size: 0.8m up to 2.00m

Kverneland 6716 – 6720

The defining feature of 6716 Plus and 6720 Plus series balers is their ability to produce bales of unrivalled quality in all crop conditions. Efficiency and performance are unmatched, while smart 'Intelligent density' allows bales to be tailored to perfectly match all requirements.

Designed for professional use in demanding conditions, the bale chamber of the Kverneland 6716 Plus and 6720 Plus models is designed for multi-crop use, and is equally at home in silage, hay and straw.



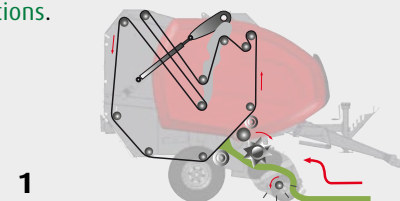
Profiled rollers provide instant bale formation and are equipped with self-cleaning scrapers designed for working in wet silage conditions.



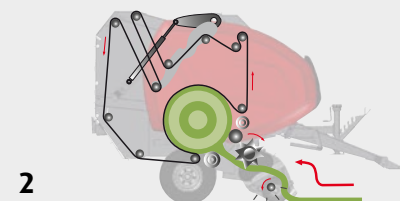
The 6716 and 6720 Plus are fitted with five durable endless belts without joiners offering smooth running and low maintenance.

How the Baling Chamber Works

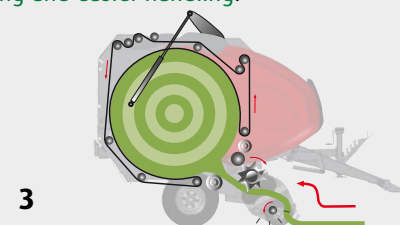
Specially profiled lower front rollers ensure instant bale starting in all crops and are constantly cleaned by a scraper specially designed to perform well in wet silage conditions.



As the bale diameter grows, the belts are subjected to steadily increasing resistance from two hydraulic cylinders and two spring tensioners.



A high density bale with a smaller core is produced. Straw bales are more tolerant to poor weather conditions and silage bales maintain their shape better for improved stacking and easier handling.



VERSATILE

One-Man Baling and Wrapping
Combination





KVERNELAND 6700 PLUS FLEXIWRAP SERIES

BALING AND WRAPPING SOLUTION

Kverneland series Flexiwrap models provide a truly versatile baling and wrapping solution. With the ability to handle everything from **wet silage conditions making 1.25m diameter bales, right up to 2.0m diameter* bales in dry straw crops**, a Kverneland Flexiwrap gives you the opportunity to take on every baling task.

The Product Range:

Kverneland 6716 Plus FlexiWrap

Bale size: 0.8m up to 1.65m

Kverneland 6720 Plus FlexiWrap

Bale size: 0.8m up to 2.00m

VERSATILE ONE-MAN BALING AND WRAPPING COMBINATION



Twin satellite wrapper with 2 pre-stretchers and 4 endless belts for fast and stable wrapping.



Bale turner option. During transport the kit is automatically pivoted into a safe position on the wrapping unit.



Twin cassettes for 10 spare film rolls operated hydraulically.



Simple manual operation from new remote control panel.

Strong and Durable Chassis Design

New Kverneland 6000 Plus series FlexiWrap models combine high density baling, fast, accurate bale transfer and a high speed twin satellite wrapper. They are the ideal solution for one-man operation. Designed for working in demanding conditions, the unique bale transfer solution provides trouble free operation even on steep slopes.

Quick and safe transport of the machine

New FlexiWrap Plus series models feature a revised wrap around chassis which has been optimised to minimise crop build-up. Durable tandem axles provide maximum stability on both road and field. Larger standard equipment 560/45R22.5 Vredestein flotation tyres provide a lighter footprint for reduced field compaction in wet conditions.

Tandem axles.








1. Once the net is applied to the bale the wrapping table moves forward under the tailgate of the baler.
2. The bale is dropped directly onto the wrapping table.
3. As soon as the bale is transferred away from the baler, the tailgate automatically closes, and baling can resume.
4. The wrapping table moves rapidly to the pre-stretchers and wrapping starts instantly.

INTEGRATED BALER WRAPPER COMBINATION

Kverneland 6000 Plus series Flexiwrap models provide a truly versatile baling and wrapping solution. With the ability to handle everything from 1.25m diameter wet silage bales, right up to 2.0m diameter bales in dry straw crops, a Kverneland Flexiwrap gives you the opportunity to take on every baling task.



Full ISOBUS compatibility as standard.

Handle everything from the comfort of the tractor seat

Fully automatic control of baling and wrapping from the Tellus Pro terminal. Flexiwrap models are fully ISOBUS compatible, enabling direct connection to any ISOBUS tractor. On completion of bale formation, the wrapper triggers tailgate opening, bale transfer commences and the wrapping cycle starts. The complete machine functions fully automatically. Baler and wrapper status are continuously displayed on separate areas of the large Tellus Pro touch screen for maximum operator convenience.

Fast and Accurate Bale Transfer

Once the net is applied to the bale the wrapping table moves towards the tailgate, ready to receive the finished bale. When the tailgate opens the bale is dropped directly onto the table (no interchanging steps from baler to wrapping table). This provides secure bale transfer with no risk of the bale rolling off the table, even when working in hilly conditions. Once the bale is on the

wrapping table it is transferred quickly to the satellite wrapper and wrapping starts instantly.

High Speed Wrapping

The wrapping table with 4 endless belts rotates the bale evenly during wrapping with no risk of film damage. The twin pre-stretchers ensure high speed wrapping, so the wrapping process will finish before the new bale is ready. The pre-stretchers are positioned close to the bale, to limit the amount of air trapped under the film during wrapping.

The wrapped bale can be unloaded automatically or manually anytime during formation of the next bale. Manual drop allows the driver to drop the bale in the most convenient place, for example dropped in line for easy pick-up. The low mounted wrapping table gently unloads the bale. In addition the FlexiWrap can be fitted with a bale turner. The bale is tipped off gently on its end, where the highest number of film layers are applied.

ORIGINAL PARTS & SERVICE

LET'S FOCUS ON YOUR BUSINESS

ORIGINAL
PARTS

- 
- ① LONG LASTING, HIGH QUALITY SPARE PARTS
 - ② OVER 100 YEARS OF PARTS KNOWLEDGE
 - ③ SUPPORT FROM A WIDE NETWORK OF DEALERS
 - ④ 24/7 SPARE PARTS SERVICE
 - ⑤ HIGHLY SKILLED DEALER TECHNICIANS

MYKVERNELAND

SMARTER FARMING ON THE GO

A personalised online platform tailored to your machine needs

With MYKVERNELAND you will benefit from easy access to Kverneland's online service tools.

Receive first hand access to information on future developments and updates, operator and spare part manuals, FAQs and local VIP offers. All information is gathered in one place.



REGISTER YOUR PRODUCT NOW:
MY.KVERNELAND.COM

TECHNICAL DATA

	6600 Plus Variable Chamber Series					
Model	6616 F Plus	6616 FD Plus	6616 R Plus	6618 F Plus	6618 FD Plus	6618 R Plus
Dimensions & Weight						
Length m	4.48	4.48	4.48	4.48	4.48	4.48
Width m	2.52	2.52	2.52	2.52	2.52	2.52
Height m	2.70	2.70	2.70	2.78	2.78	2.78
Weight appr. kg	2650	2700	2840	2700	2750	2890
Bale Chamber						
Diameter min. (m)	0.80	0.80	0.80	0.80	0.80	0.80
Diameter max. (m)	1.65	1.65	1.65	1.75	1.75	1.75
Width (m)	1.20	1.20	1.20	1.20	1.20	1.20
Bale formation	5 belts+3 rollers					
Belt no/width (mm)	5/220	5/220	5/220	5/220	5/220	5/220
Belts - endless type	-	-	-	-	-	-
Greasable roller bearings (central)	●	●	●	●	●	●
Bale ramp	○	○	○	○	○	○
Pick-up						
Working width (cm)	200	220	220	200	220	220
Tine rows (nb)	4	5	5	4	5	5
Tine spacing (mm)	60	60	60	60	60	60
Crop deflector	●	●	-	●	●	-
Roller crop press	-	-	●	-	-	●
Pneumatic gauge wheels	●	●	●	●	●	●
Intake						
Fork Feeder	●	-	-	●	-	-
DuoFeed Fork Feeder	-	●	-	-	●	-
PowerFeed Rotor	-	-	●	-	-	●
SuperCut 14 knives	-	-	-	-	-	-
SuperCut 25 knives	-	-	-	-	-	-
Knife protection (on each knife)	-	-	-	-	-	-
Knife group selection	-	-	-	-	-	-
Drop floor	-	-	●	-	-	●
Driveline						
Main drive chain	●	●	●	●	●	●
Wide angle PTO shaft	●	●	●	●	●	●
Shear bolt protection	●	●	-	●	●	-
Cam clutch protection	○	○	●	○	○	●

	6600 Plus Variable Chamber Series					
Model	6616 F Plus	6616 FD Plus	6616 R Plus	6618 F Plus	6618 FD Plus	6618 R Plus
Binding (PowerBind)						
Net only variant	3 rolls	3 rolls	3 rolls	3 rolls	3 rolls	3 rolls
Net & Twine variant	8 balls+3 rolls					
Wrapping Unit						
Support rollers / belts (nb)	-	-	-	-	-	-
Film pre-stretcher	-	-	-	-	-	-
Film cut-and-hold	-	-	-	-	-	-
Film roll magazine	-	-	-	-	-	-
Bale-on-end kit	-	-	-	-	-	-
Operation						
Focus 3 terminal (non Isobus versions only)	●	●	●	●	●	●
Isobus compatibility option	○	○	○	○	○	○
IsoMatch Tellus 700 (only with Isobus option)	○	○	○	○	○	○
IsoMatch Tellus 1200 (only with Isobus option)	○	○	○	○	○	○
Hydraulic outlets	1SA+1DA	1SA+1DA	1SA+1DA	1SA+1DA	1SA+1DA	1SA+1DA
Wheels and Axles						
11.5/80-15	●	●	-	●	●	-
15.0/55-17	○	○	●	○	○	●
19.0/45-17	-	-	○	-	-	○
500/50-17	-	-	○	-	-	○
550/45-22.5	-	-	○	-	-	○
560/45R22.5	-	-	-	-	-	-
710/35-R22.5	-	-	-	-	-	-
Hydraulic brakes	○	○	○	○	○	○
Air brakes	○	○	○	○	○	○
Others						
Reversible drawbar	●	●	●	●	●	●
PTO (rpm)	540	540	540	540	540	540
Min. power requirem. (kW/hp)	38/55	38/55	45/64	45/64	45/64	52/70

- Standard equipment
- Option
- Not available

TECHNICAL DATA

	6700 Plus Variable Chamber Series									
Model	6716 R Plus	6716 Plus SC14	6716 Plus SC25	6720 R Plus	6720 Plus SC14	6720 Plus SC25	6716 Plus SC14 FlexiWrap	6716 Plus SC25 FlexiWrap	6720 Plus SC14 FlexiWrap	6720 Plus SC25 FlexiWrap
Dimensions & Weight										
Length m	4.48	4.48	4.48	4.75	4.75	4.75	7.40	7.40	7.40	7.40
Width m	2.52	2.52	2.52	2.52	2.52	2.52	2.99	2.99	2.99	2.99
Height m	2.70	2.70	2.70	2.82	2.82	2.82	2.90	2.90	3.00	3.00
Weight appr. kg	2990	3250	3520	3340	3600	3920	6050	6320	6400	6720
Bale Chamber										
Diameter min. (m)	0.60	0.60	0.60	0.60	0.60	0.60	0.60	0.60	0.60	0.60
Diameter max. (m)	1.65	1.65	1.65	2.00	2.00	2.00	1.65	1.65	2.00	2.00
Width (m)	1.20	1.20	1.20	1.20	1.20	1.20	1.20	1.20	1.20	1.20
Bale formation	5 belts+3 rollers									
Belt no/width (mm)	5/220	5/220	5/220	5/220	5/220	5/220	5/220	5/220	5/220	5/220
Belts - endless type	●	●	●	●	●	●	●	●	●	●
Greasable roller bearings (central)	●	●	●	●	●	●	●	●	●	●
Bale ramp	○	○	○	○	○	○	-	-	-	-
Pick-up										
Working width (cm)	220	220	220	220	220	220	220	220	220	220
Tine rows (nb)	5	5	5	5	5	5	5	5	5	5
Tine spacing (mm)	60	60	60	60	60	60	60	60	60	60
Crop deflector	-	-	-	-	-	-	-	-	-	-
Roller crop press	●	●	●	●	●	●	●	●	●	●
Pneumatic gauge wheels	●	●	●	●	●	●	●	●	●	●
Intake										
Fork Feeder	-	-	-	-	-	-	-	-	-	-
DuoFeed Fork Feeder	-	-	-	-	-	-	-	-	-	-
PowerFeed Rotor	●	-	-	●	-	-	-	-	-	-
SuperCut 14 knives	-	●	-	-	●	-	●	-	●	-
SuperCut 25 knives	-	-	●	-	-	●	-	●	-	●
Knife protection (on each knife)	-	●	●	-	●	●	●	●	●	●
Knife group selection	-	-	●	-	-	●	-	●	-	●
Drop floor	●	●	●	●	●	●	●	●	●	●
Driveline										
Main drive chain	●	●	●	●	●	●	●	●	●	●
W-A PTO shaft	●	●	●	●	●	●	●	●	●	●
Shear bolt protection	-	-	-	-	-	-	-	-	-	-
Cam clutch protection	●	●	●	●	●	●	●	●	●	●

	6700 Plus Variable Chamber Series									
Model	6716 R Plus	6716 Plus SC14	6716 Plus SC25	6720 R Plus	6720 Plus SC14	6720 Plus SC25	6716 Plus SC14 FlexiWrap	6716 Plus SC25 FlexiWrap	6720 Plus SC14 FlexiWrap	6720 Plus SC25 FlexiWrap
Binding (PowerBind)										
Net only variant	3 rolls	3 rolls	3 rolls	3 rolls	3 rolls	3 rolls	3 rolls	3 rolls	3 rolls	3 rolls
Net & Twine variant	8 balls+3rolls	8 balls+3rolls	-	8 balls+3rolls	8 balls+3rolls	-	-	-	-	-
Wrapping Unit										
Support rollers / belts (nb)	-	-	-	-	-	-	2 / 4	2 / 4	2 / 4	2 / 4
Film pre-stretcher	-	-	-	-	-	-	2	2	2	2
Film cut-and-hold	-	-	-	-	-	-	2	2	2	2
Film roll magazine	-	-	-	-	-	-	10	10	10	10
Bale-on-end kit	-	-	-	-	-	-	○	○	○	○
Operation										
Focus 3 terminal (non Isobus versions only)	●	●	●	●	●	●	-	-	-	-
Isobus compatibility option	○	○	○	○	○	○	●	●	●	●
IsoMatch Tellus 700 (only with Isobus option)	○	○	○	○	○	○	○	○	○	○
IsoMatch Tellus 1200 (only with Isobus option)	○	○	○	○	○	○	○	○	○	○
Hydraulic outlets	1SA+1DA+R	1SA+1DA+R	1DA+1DA+R	1SA+1DA+R	1SA+1DA+R	1DA+1DA+R	1SA+1DA+R	1DA+1DA+R	1SA+1DA+R	1DA+1DA+R
Wheels and Axles										
11.5/80-15	-	-	-	-	-	-	-	-	-	-
15.0/55-17	●	●	●	●	●	●	-	-	-	-
19.0/45-17	○	○	○	○	○	○	-	-	-	-
500/50-17	○	○	○	○	○	○	-	-	-	-
550/45-22.5	○	○	○	○	○	○	-	-	-	-
560/45R22.5	-	-	-	-	-	-	●	●	●	●
710/35-R22.5	-	-	-	-	-	-	○	○	○	○
Hydraulic brakes	○	○	○	○	○	○	-	-	-	-
Air brakes	○	○	○	○	○	○	●	●	●	●
Others										
Reversible drawbar	●	●	●	●	●	●	●	●	●	●
PTO (rpm)	540	540	540	540	540	540	540	540	540	540
Min. power requirem. (kW/hp)	45/64	55/75	69/95	50/70	60/80	74/100	55/75	69/95	60/80	74/100

● Standard equipment ○ Option - Not available

Information provided in this brochure is made for general information purposes only and for worldwide circulation. Inaccuracies, errors or omissions may occur and the information may thus not constitute basis for any legal claim against Kverneland Group. Availability of models, specifications and optional equipment may differ from country to country. Please consult your local dealer. Kverneland Group reserves the right at any time to make changes to the design or specifications shown or described, to add or remove features, without any notice or obligations. Safety devices may have been removed from the machines for illustration purposes only, in order to better present functions of the machines. To avoid risk of injury, safety devices must never be removed. If removal of safety devices is necessary, e.g. for maintenance purposes, please contact proper assistance or supervision of a technical assistant. © Kverneland Group Ravenna S.r.l.

WHEN FARMING MEANS BUSINESS

kverneland.com