

Vicon
FastBale



The New Standard in Baling and Wrapping



My way of Farming!

THE NEW STANDARD IN BALING AND WRAPPING FASTBALE

My way of Farming!





Working the land, running my farm and connecting with nature. Farming is my way of living, and despite being rough at times, I never grow weary of everyday tasks of attending to my land and livestock. I keep up with developments by staying loyal to personal philosophies and applying the appropriate strategy.

I shape and influence my own future by combining craftsmanship with modern technology, employing the very best machinery. I actively seek new opportunities, by being innovative in my way of working. I work hard to grow a good crop. I am passionate about my livestock, providing my animals with only the best. My farm and its returns, reflects who I am, because my heart and soul is put into the work I do.

Farming is about passion, about growing and developing, my crop, my farm, myself, my way.

My Way of Farming





“Prepare Yourself
***For a New Baling
Experience***”

**FastBale is highly efficient, the machine of
the future for professionals.
This is the future!**

Simon Tschanner
Tschanner Farm-Service
Industriezone Unterrealta
Switzerland

It's a **Breakthrough!**

Baling and wrapping non-stop. With Vicon FastBale you can continue baling without having to stop to release the bale. No more clutching and waiting for binding and bale discharge. Compare the time spent stationary every day with a traditional baler, and the time saved by FastBale really is a revelation.



“Vicon FastBale,
the new
standard in
baling and
wrapping”



Smooth bale transfer

High density bales

New wrapping
Concept

- **Non-stop baling** means reduced stress and fatigue for the operator, leading to improved operational efficiency

- **Increased output:**

Baling non-stop saves 15-18 seconds for every bale made. During a typical 300 bale day, this can give a time saving of over 1½ hours per day

- **Compact size:**

Despite its non-stop capacity, FastBale is smaller than other competitive baler wrappers, ensuring easy field access and stress free road transport

- **Simple bale transfer** system and high speed vertical wrapping system ensure high output and gentle bale release

- **Fully automatic operation,** with animated real time display, keeps the operator relaxed and fully productive throughout long working days



- **One seamless process**
- **No input required from the operator**
- **Quality bale production with no stopping**



Top Quality Bales *Consistently Good Results*

Outstanding Quality

FastBale's unique twin chamber concept produces bales of outstanding quality. The incoming crop flow is first directed into the pre-chamber, where it is fully compressed. Once the pre-chamber is full, the incoming crop flow is then directed to the main bale chamber and simultaneously the pre-

compressed crop from the pre-chamber is also transferred to the main bale chamber. The bale is then fully formed in the main chamber until the required density is reached. This unique double compression of the crop results in bales of superior density compared to those produced by conventional balers.



The 25-knife SuperCut chopping system features group selection giving a choice 6, 12, 13, 25 knives to match all conditions, all backed up with the security of a drop floor in case of blockage.



Equipped with 50 Hardox® tines, FastBale has unrivalled intake capacity. Close mounting of the pick-up to the rotor eliminates any dead areas when working in short crops.

“Massive Intake rotor with a huge appetite”

2.2m extra wide pick-up

FastBale's pick-up is equipped with 5 tine bars, with each bar supported by two intermediate bearings, while a cam track at both ends reduces cam loadings by 50%, giving assured long term durability.

A unique internal drive system keeps overall width to a minimum, with the result that pick-up guide wheels do not need to be removed or folded for transport, reducing unproductive time between jobs.





Smooth ***Bale Transfer***

FastBale eliminates transfer systems seen on other baler-wrapper combinations. Completed bales are discharged directly from the bale chamber onto the wrapper, reducing complexity and speeding up the process.



“Completed bales are discharged directly onto the wrapper”

With the bale on the wrapper, it is then raised allowing the twin satellites to wrap the bale.





Smart *Wrapping concept*

Fast & stable wrapping platform

Twin satellites wrapping at up to 50rpm give FastBale class leading wrapping capacity. With their unique horizontal mounting position they avoid crop build-up associated with many traditional systems.

The wrap-around rear frame also eliminates any possibility of bales rolling off the wrapper when working on steeply sloping land.

Film cut and hold utilises the 'gather and cut' principle, which reduces stress on the film and provides more reliable start-up at the beginning of the next cycle.

Wrapped bales are discharged by raising the rear roller. This gentle action drops the bales with no rolling momentum, minimising the possibility of film damage, while also reducing the risk of bales rolling away when working on sloping land.



**“FastBale is
still baling
during binding”**

Film on Film

FastBale is available with a film on film option. Benefits of this technique include improved silage quality, easier handling and feeding out of bales and simpler recycling of plastic waste.

FastBale non-stop technology brings added benefits when working with Film-on-Film

Conventional baler-wrappers have to stop to apply net to the bale, which takes at least 5 seconds, plus more time to open/close the tailgate. Wrapping with net replacement film needs more wraps due to the ‘tail’ which has to be formed at beginning and end of cycle.

This results in the binding cycle taking over 10 seconds – so at least 5 seconds extra spent stationary for every bale made. FastBale continues baling during binding so all of this time is saved.

Switching from film to net requires no mechanical adjustment, other than to change the roll over, different stretch ratios can be easily selected on the control terminal by the operator.



Compact size – *Easy transport!*



Despite its non-stop capability FastBale's extremely efficient packaging makes it very compact. It's small size is a huge advantage for ease of transport. With a class leading transport width of only 2,76m* FastBale has more compact overall dimensions than its main competitors.

* With 600/55-26.5 wheels



“**Short overhang**
– easy field
access”



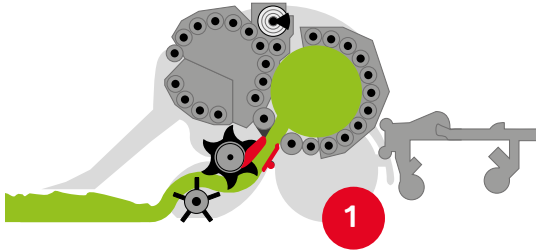
The innovative wrapping system breaks new ground for compactness. During transport, the rear roller and satellites are folded to the vertical position, considerably reducing overall length, while all wrapping elements are safely clear of any obstructions. Film rolls are also protected during transport by the satellite arms. The minimal tail swing allows easy access to even the tightest fields and gateways.



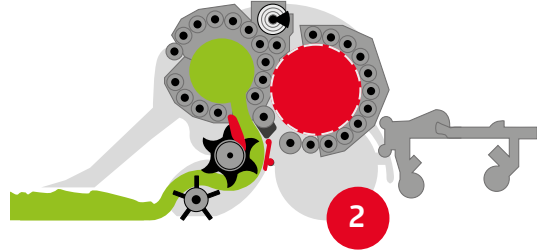
“**Non-Stop**
How it works”

FastBale features two bale chambers – a full sized main chamber and a pre-chamber which is about two thirds of the size of the main chamber. Baling starts in the conventional manner with the main chamber producing the first bale. However, once the bale is fully formed, instead of having to stop to apply the net, FastBale diverts the crop flow to the pre-chamber.

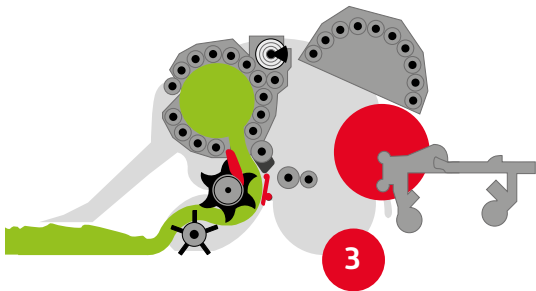
This allows the net to be applied to the bale in the main chamber and for the bale to be ejected onto the wrapper. When the pre-chamber is full, the incoming crop flow, together with the pre-compressed crop are both then transferred into the main bale chamber. Here the bale is formed to its final size and density.



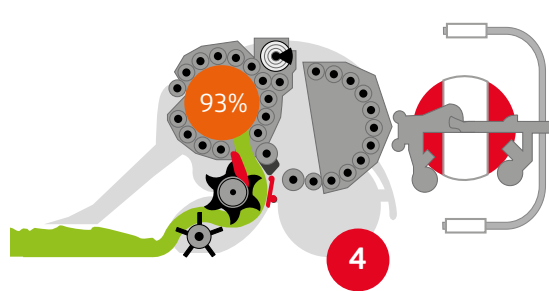
The bale is formed in the main bale chamber in the conventional manner until the required density is reached.



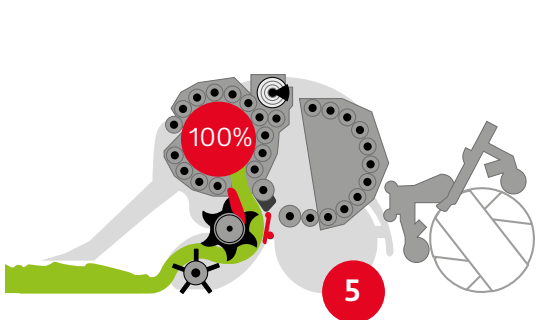
When the bale is fully formed, the crop flow, is diverted to pre-chamber, while net is applied to the completed bale.



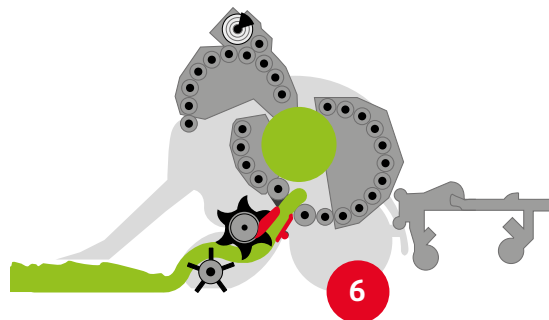
The tailgate opens and the completed bale rolls directly on to the wrapper by gravity.



The wrapper is raised to its working position and wrapping commences.



Crop flow continues to fill the pre-chamber until the pre-set density is reached.



Crop flow and pre-compressed crop are transferred to the main bale chamber.



FastBale *Operator convenience*



Easy loading net system

FastBale is equipped with a hydraulically operated net roll lifting device, providing easy loading. The net cradle lifts the roll to the correct position, it then simply slides into the net system. The device also conveniently stores a spare roll of net.





“*Simple film loading*”

Convenient film roll changeover

Simple film roll loading using the remote slow speed satellite rotate button. Both rolls can be changed while standing in the same position.

10 roll capacity

Two rolls of film in use, with on machine storage for a further eight rolls.





“**Smart Bale Turning solution**”

Compact bale turner

The optional bale turner utilises the lifting action of FastBale’s rear wrapper frame to turn the bale while still on the move, maintaining the non-stop capability of FastBale.

This ingenious option is very compact – during the bale wrapping process the bale turner is stowed under the front wrapper roller.

This smart solution also means the bale turner does not need to be folded away manually prior to road transport, once again reducing downtime and operator effort. If the bale turner is not required, it can be left in place and simply locked in its parked position with the operating link disconnected, allowing bales to be discharged in the conventional manner.





Driveline & ***maintenance***

Heavy duty driveline

FastBale incorporates a heavy duty driveline designed to provide long term durability over many thousands of bales. FastBale is equipped as standard with 1000rpm PTO input speed, reducing torque loading on your tractor PTO clutch.

Bale chamber drives feature 1¼" pitch chains, while the rotor drive is equipped with a 1¼" Duplex chain.

All rollers are specified with 50mm diameter bearings, with double-row roller bearings on the drive side.

Bale chamber rollers and rotor bearings are lubricated by an automatic greasing system, while chains are provided with an oiler system with individually adjustable outputs to each chain.





An 'IsoMatch Eye' rear view camera combined with the optional large screen Tellus Pro terminal allows the operator to keep a check on the wrapping process and safe bale discharge.



FastBale is fully ISOBUS compatible as standard and can be operated on any ISOBUS equipped tractor without the need for an additional terminal.

In control

Fully automatic operation

In normal operation FastBale works fully automatically, with even the completed bale drop being automated (auto drop can be over-ridden at any time when working on sloping land).

“***One seamless process***”

Easy to use control system

Equipped with a Tellus GO terminal or optional double screen Tellus Pro terminal, the operator is kept fully informed with an animated display showing the real-time status of both the pre and main baling chambers and the wrapper. The operator can see at a glance the status at each stage of the baling process, allowing output to be matched to machine capacity and prevailing crop conditions.

FastBale is extremely versatile, and as well as baling and wrapping non-stop, it can also work in dry crops with the wrapper in the raised position, with bales discharged directly out of the main bale chamber. Baling in the main chamber only can also be selected for baling very dry crops such as straw.

Original Parts & Service

We are here so you can focus on your crop

- 
- 1 Long lasting, high quality spare parts**
 - 2 Over 100 years of parts knowledge**
 - 3 Support from a wide network of dealers**
 - 4 24/7 spare parts service**
 - 5 Highly skilled dealer technicians**



“MYVICON
Connected farming, my way”

A personalised online platform tailored to your machine needs

With MYVICON you will benefit from easy access to Vicon’s online service tools. Receive first hand access to information on future developments and updates, operator and spare part manuals, FAQs and local VIP offers. All information is gathered in one place.



**REGISTER YOUR PRODUCT NOW:
MY.VICON.EU**



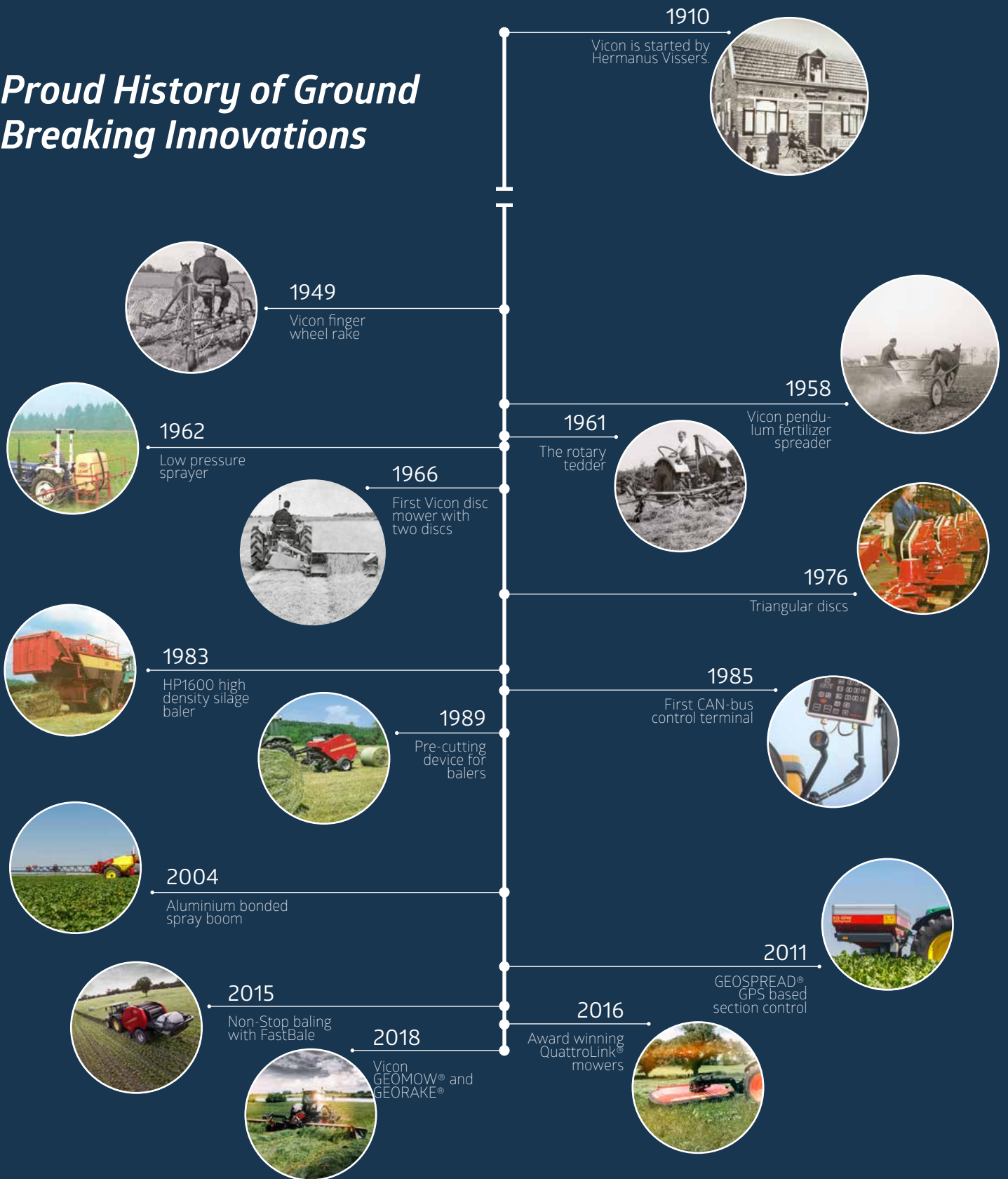
Facts

Model	FastBale
Intake rotor diameter	Ø800mm
Blockage clearance	Hydraulic drop floor - utilised for both bale chambers
Pre-chopping system	25-knife, manual group selection - 6/12/13/25
Numbers of rollers	17 main chamber, 14 pre-chamber (11 + 3 rollers shared)
Bale chamber size	1.23m wide x Ø1.22m (to produce a bale of Ø1.26 -1.27m)
Chamber capacity ratio	Approx. two thirds/one third
Bale chamber bearings	
Drive side	Ø50mm double-row roller bearings
Non-drive side	Ø50mm ball bearings
Bale chamber driveline	1¼" pitch drive chains to all bale chamber elements
Chain lubrication	Automatic lubrication system
Bearing Lubrication	Auto-greasing of chamber and rotor bearings
Density control	Hydraulic (no tailgate latches)
Control system	Fully ISO 11783 compliant
Net capacity	2 rolls (1 in use, 1 spare)
Film capacity	10 rolls (2 in use, 8 spare)
Binding systems	
Net wrap	●
Film binding	0
Power requirement	
Min tractor size required	150hp
Hydraulic supply	Load sensing (pressure, return, sensing) + 1 x double acting valve
Dimensions	
Length	5.85m
Width	2.76m with standard tyres (2.94m with option tyres)
Height	3.05m
Hitch height	Low and high (1m) drawbar height possible without extra parts
Weight	7990kg
Drawbar weight	1100kg
Standard wheel size	600/55-26.5"
Optional wheel size	710/50-26.5"

● Standard 0 Optional - Not available

Information provided in this brochure is made for general information purposes only and for worldwide circulation. Inaccuracies, errors or omissions may occur and the information may thus not constitute basis for any legal claim against Kverneland Group. Availability of models, specifications and optional equipment may differ from country to country. Please consult your local dealer. Kverneland Group reserves the right at any time to make changes to the design or specifications shown or described, to add or remove features, without any notice or obligations. Safety devices may have been removed from the machines for illustration purposes only, in order to better present functions of the machines. To avoid risk of injury, safety devices must never be removed. If removal of safety devices is necessary, e.g. for maintenance purposes, please contact proper assistance or supervision of a technical assistant.

Proud History of Ground Breaking Innovations



My way of Farming!



www.vicon.eu

B-0101-EN_09-2021