



**EXACTA RANGE**

FERTILISER SPREADERS



# WHEN FARMING MEANS BUSINESS

Realising the full potential of farming is about growing and developing your business, not only your crop or livestock, but also your profit. Improve productivity and profitability by focusing on the positives and minimising disadvantageous aspects, through strong, dedicated management.

Success springs from determination and clear targets, from laying down the appropriate strategy and allocating correct investments for the future. Quality results require the right ideas and equipment. When there is work to be done, you need the optimal setup and smart solutions that support you towards an easier, more profitable way of working. You need solutions that make tough and demanding conditions less complicated.








The iM FARMING logo appears when the implement can be connected to our smart farming systems and accessories, essential for managing your business.



## SPREAD

Optimal spreading of fertiliser means using the exact amount of nutrition and avoiding overlap and waste. Every crop deserves the best care, which is essential when making crops grow to their full potential.





EFFICIENCY

PRODUCTIVITY

PRECISION

INTELLIGENCE



# INTELLIGENT SPREADING

## TO MAKE SPREADING EASY AND COST EFFECTIVE

### Efficiency

Efficient management of your crop to secure a profitable harvest is a decisive factor when farming means business. It is important to take the right actions at the right moment to achieve the highest quality. With the Kverneland disc spreader range you make spreading easy and cost effective.

### Intelligence

You invest in the best equipment for spreading your fields. You want to get the best yield from your crop. With a Kverneland weighing spreader you invest in 100% ISOBUS compatibility and Kverneland's iM FARMING solutions for intelligent spreading.

### Productivity

When farming the land you need to respond to specific demands of your crop. Increasing productivity and output requires more precision in farming. You are facing specific field conditions, that may vary a lot, and weather conditions that could change every hour. Details of timing and execution can have a major impact on your output and business.

### Precision

Spreading is all about precision. You want to be sure that the product which applied is perfectly dispersed, value from every fertiliser granule, even at high speed. The job has to be done with the highest possible efficiency. You want to cut back waste, reduce input costs and minimise the impact on the environment.



*With a Kverneland spreader you are sure that your crop gets the best care.*

# KVERNELAND DISC SPREADER RANGE

## USER CONVENIENCE LEVEL

### HYDRAULIC CONTROL



#### Exacta EL

Working width: 9-21 metres  
Hopper capacity: 700-1400 litres



#### Exacta CL

Working width: 10-28 metres  
Hopper capacity: 1100-2000 litres



#### Exacta HL

Working width: 12-54 metres  
Hopper capacity: 1500-3900 litres



### ELECTRIC CONTROL



#### Exacta CL Remote II

Working width: 10-28 metres  
Hopper capacity: 1100-2000 litres



#### Exacta HL Remote II

Working width: 12-54 metres  
Hopper capacity: 1500-3900 litres





**WEIGHING SYSTEM**  
ISOBUS COMPATIBLE  
BASIC SECTION CONTROL

○ **Exacta CL EW**  
Working width: 10-28 metres  
Hopper capacity: 1100-2000 litres



○ **Exacta CL W PRO**  
Working width: 10-33 metres  
Hopper capacity: 1300-2800 litres



○ **Exacta TL**  
Working width: 12-54 metres  
Hopper capacity: 1500-3900 litres



**GEOSPREAD® SYSTEM**  
ISOBUS COMPATIBLE  
GEOSPREAD® SECTION CONTROL

○ **Exacta CL GEOSPREAD®**  
Working width: 10-33 metres  
Hopper capacity: 1100-2800 litres



○ **Exacta TL GEOSPREAD®**  
Working width: 12-54 metres  
Hopper capacity: 1500-3900 litres



○ **Exacta TL GEOSPREAD® iDC**  
Working width: 12-54 metres  
Hopper capacity: 1875-3900 litres



**GEOSPREAD® SYSTEM**  
ISOBUS COMPATIBLE  
GEOSPREAD® SECTION CONTROL  
HIGH SPEED SPREADING

○ **Exacta TLX GEOSPREAD®**  
Working width: 24-45 metres  
Hopper capacity: 1875-3900 litres



○ **Exacta TLX GEOSPREAD® iDC**  
Working width: 24-45 metres  
Hopper capacity: 1875-3900 litres



# HOW TO GET THE MOST PRECISE SPREADING PATTERN? EVERY GRANULE IN THE CORRECT PLACE

Precision farming is at the core of what we do at Kverneland. With us precision farming is not only about electronics, it is at the base of everything we do to achieve our goal: to provide a disc spreader that takes care of business by optimising revenue, decreasing costs and facilitating long-term improvement of the land. Kverneland has been listening to your input for years, so we understand your needs when taking care of your crops and your business.

**1 Physical Properties**  
The Kverneland spreader allows you to quickly and easily optimise the spreader settings after measuring the actual physical properties of each batch of fertiliser. This results in a more precise configuration of the spreader and leads to a much more precise spreading pattern.

**2 CentreFlow Spreading System**  
The Kverneland CentreFlow spreading system, with 8 vanes per disc, takes care of a precise spreading pattern with a perfect overlap, even with high flow rates and high driving speed.

**3 Weighing System - ISOBUS**  
The Kverneland weighing system with one or four weigh cells is measuring the real weight and has a continuous real time calibration. The reference sensor in the centre of the frame is compensating and filtering the shocks and bumps and the inclination in all field conditions.

**4 Section Control**  
Optimise overlap and coverage with a minimum of over and underdosing with Basic Section Control on the Kverneland weighing spreaders. With the GEOSPREAD® system, precision can even be more increased as the CentreFlow system contains one actuator for the dosing system and one actuator for the discharge point and it can do real Section Control with sections of 1 metre with the highest accuracy.

**5 Connectivity and VRA**  
With features such as Variable Rate Application and MULTIRATE, crop quality can be improved by using application or prescription maps to spread the right amount in the right place. Save time and get a better business insight with IsoMatch FarmCentre. Send and receive spreader data via the Cloud and store it safely and easily to make data (task) management easier.







# PHYSICAL PROPERTIES

## SHAPE, GRANULE SIZE DISTRIBUTION AND SPECIFIC WEIGHT

Efficient management of crop protection to secure a profitable harvest is a decisive factor. You have to be dedicated towards everyday food production, by taking care of the crop in a precise and sustainable way. Our Kverneland spreading solutions help to work in an easier and more profitable way. At the end of the day spreading is all about precision.

### Ballistics

The basics of fertiliser spreading are ballistics. A good spreading pattern is dependent on the flow of fertiliser inside the spreader and its behavior during the projection in the air. The flow rate will depend very much on the fertiliser properties and will change with increasing or decreasing the humidity. Different fertilisers have a mix of different granular sizes, which is influencing the spreading pattern and the maximum possible working width.

### Physical Properties

Fertiliser is available in different types and with different nutrient contents - they are produced in different factories all over the world. That means that fertiliser with the same name and the same nutrients can have very different physical properties, for example granular sizes. Although the essential parameters to adjust the spreader correctly are the physical properties and not the name or nutrient content.

The Kverneland spreaders are standard delivered with the granule size box which is the main tool to adjust the Kverneland spreader to ensure the even distribution of the granules on the soil by respecting the required working width!

### Influence of the Shape

Each and every granule behaves differently on the vane, depending on its shape and surface. Sharp edges have a longer traveling time on the vanes and round shaped granules roll over the vanes and have less friction. Coatings can reduce friction, but some coatings are sticky and will influence the spread pattern by creating a layer on the vanes, slowing down the acceleration of the granules.

### Influence of the Granular Size Distribution

The granular size distribution and quality (different size of fertiliser) can be measured with the Kverneland granule size box. The result of the granular analysis determines the letter setting of the spreader, which is used to optimise the spreading pattern in the field, in relation to the required working width.

### Influence of the Weight


The weight of the fertiliser is also important to know. Some fertilisers are very light which make them very sensitive to wind influence and maximal spreading width. On the other hand, with very heavy fertilisers there is a risk of crop damage.



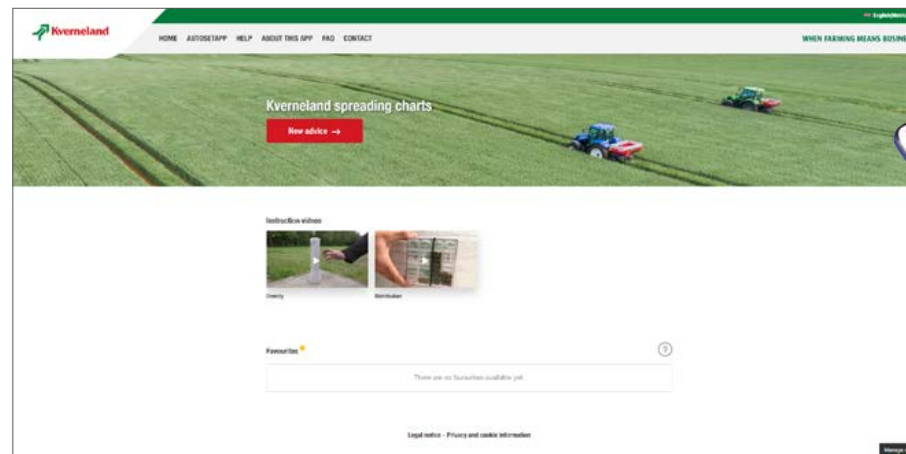
# DETERMINE THE PHYSICAL PROPERTIES TO GET THE MOST PRECISE SPREADING PATTERN

The key to precise spreading is matching fertiliser quality and litre weight with the spreading charts as closely possible. The Kverneland spreading charts website, App or AutosetApp guides and helps you to find the right settings to ensure consistent accuracy in all field conditions.

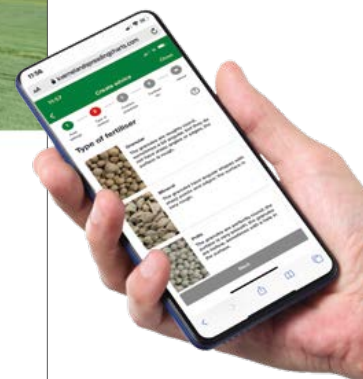
With the optional available fertiliser demo case you will be able to explain everything about the physical properties of fertiliser which are important to determine to get the most accurate spreading advice and spreading pattern.



Fertiliser demo case



Exact advice for each Kverneland Exacta spreader at any working width, application rate and driving speed. Direct access to most recent test results at: [www.kvernelandspreadingcharts.com](http://www.kvernelandspreadingcharts.com)




Download the spreading charts application on the App Store or get it on Google Play.



# THE CENTREFLOW SPREADING SYSTEM

## NO IMPACT, NO FRAGMENTATION, NO DUST

Kverneland Exacta fertiliser spreaders have a distinctive feature: the CentreFlow spreading system. This initial smooth acceleration of the fertiliser prevents fragmentation of the granules due to the impact of the vanes. The adjustable discharge point allows adaptation of settings of the physical fertiliser properties. Due to the gentle handling of the fertiliser, the spreading characteristics of the product are maintained. The CentreFlow spreading system is designed for maximum performance.



### Two Vanes per Disc

Poor fertiliser distribution on slopes is caused by the continuously changing contact point on the vanes.



### Soft Acceleration

If fertiliser is not treated in a soft way by the spreading system it can break and this has a negative influence on the spreading pattern. Due to the stable release point on the Kverneland spreader, the acceleration of the fertiliser is soft which means no fragmentation, no dust and no negative wind influence on the spreading pattern.



### Overlap

The CentreFlow system, with 8 vanes per disc, ensures a continuous flow of fertiliser to the field. It takes care of a precise spreading pattern with a perfect overlap, even with high flow rates, high driving speed and less negative wind influence.

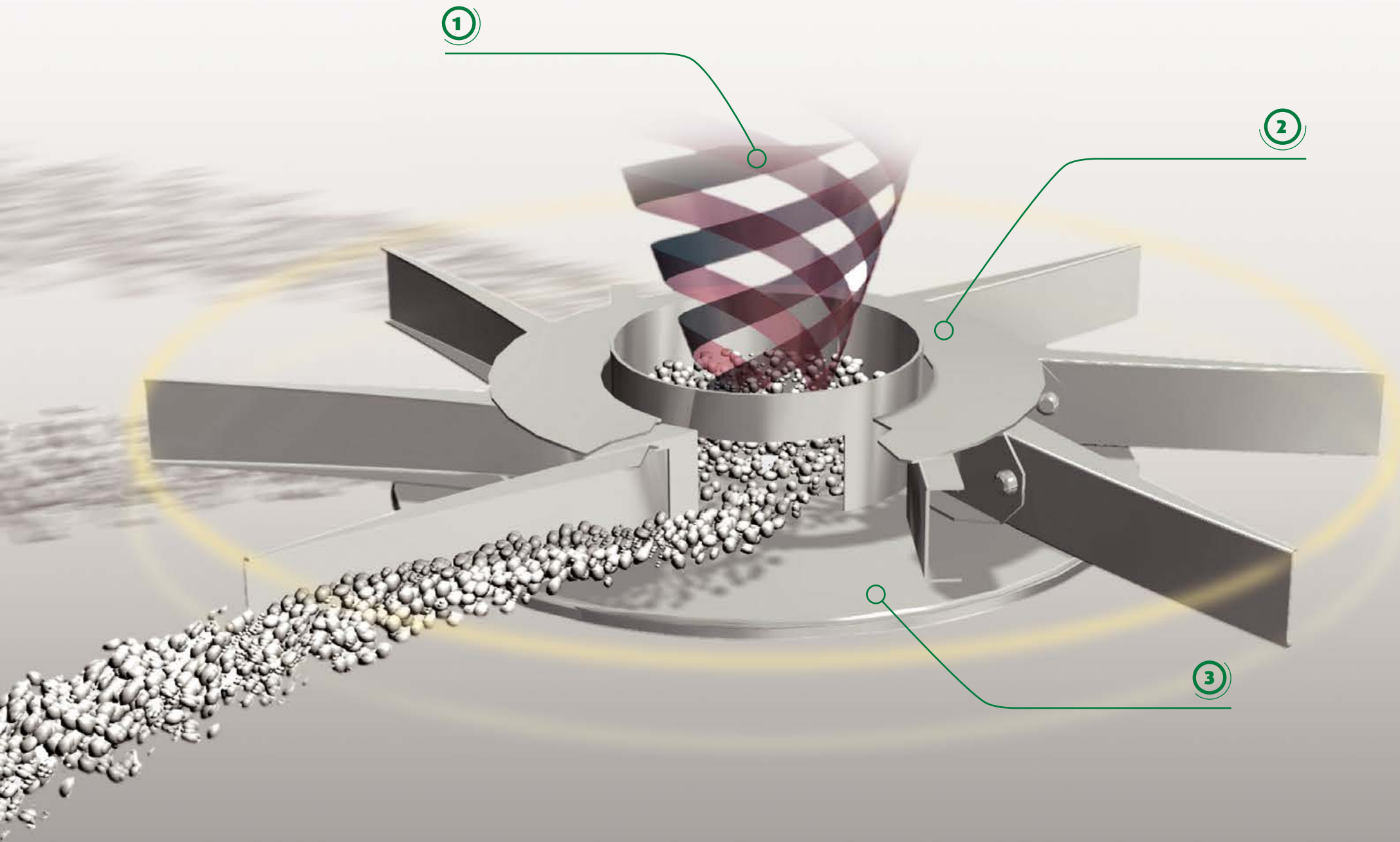


### Stable Release Point

Kverneland spreaders do not drop off the fertiliser on the vanes, but instead release it from the pre-chamber on the vanes where both have the same speed, which means no fragmentation of fertiliser. The benefit is a precise spreading pattern in flat conditions, but also, especially in hilly conditions.





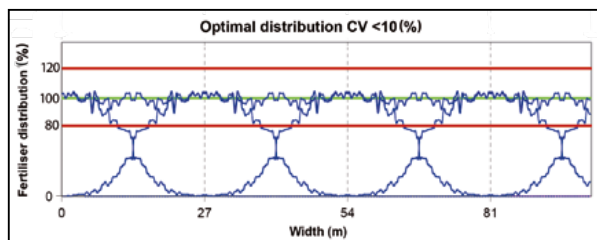




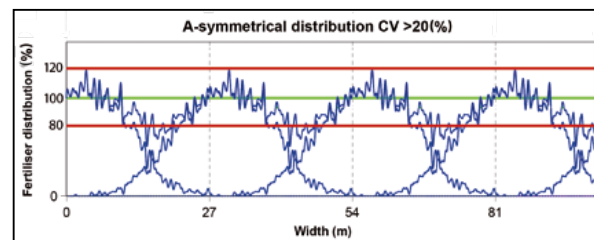
## PERFECT SPREADING PATTERN WITH 8 VANES PER DISC

The compact EasySet 'dashboard' on each spreading disc gives you a considerable simplified accurate setting and adjustment of the application rate, discharge point and fine application rate. Two hydraulically operated metering plates, each with three discharge openings, ensure an equal fertiliser flow from the hopper to the spreading discs.

An important factor for an optimal spreading pattern is the CV. This is the percentage of deviation of the spreading pattern compared to a uniform distribution. The evenness of the transversal distribution for fertiliser spreaders shall be such that the calculated value of the coefficient of variation (CV), when driving to and from, does not exceed 15% calculated in accordance with EN 13739-2 (SOURCE: NEN-EN 13739-2 (EN)).



A CV <10% means an optimal spreading pattern



A CV >20% means an a-symmetrical distribution with too much variation







- Easy setting and adjustment of application rates with the EasySet 'dashboard' on each spreading disc
- Eight vanes per disc as the Kverneland standard ensures a consistent overlap
- Coefficient of Variation <10% for optimal spreading results
- The GEOPPOINT® is available in the spreading charts (except for EL) to save costs and for improved crop quality on headlands

# THE GEOSPREAD® SPREADER RANGE FOR MAXIMUM OUTPUT

The GEOSPREAD® models offer all precision farming functionalities available for the Kverneland weighing range. Those models can be equipped with GEOSPREAD® rate and Section Control and Variable Rate Control (single or multiple rates) and are compatible with the ExactLine border system (left/right) or a border spreading plate for precision spreading around borders.

## Volume and Working Width

The CL GEOSPREAD® and TL GEOSPREAD® models cover all hopper volumes (1100 - 3900 litres) and working widths (10 - 54 metres) demanded in modern agriculture. The TLX GEOSPREAD® (12-45 metres) enables farmers to increase working speeds and maintain optimal accuracy.

## Intelligent Disc Control

The Exacta TL GEOSPREAD® and TLX GEOSPREAD® IDC offer the next step in precision spreading, especially in border spreading. The need for border spreading is increasing due to larger working widths and restriction in legislation. The IDC has a different RPM speed on the left and right hand side disc. This means that the outer disc can be reduced to an optimal speed for border spreading and the speed of the inner disc is optimised for full field spreading.

## Weighing

Kverneland GEOSPREAD® models adjust the application rate (kg/ha) to the driving speed of the machine. The weighing system ensures a correct spreading rate in extreme conditions like hilly or bumpy situations thanks to the weighing system with 4 load cells, reference sensor and automatic calibration system.

## Section Control

Kverneland GEOSPREAD® Section Control ensures a correct location of fertiliser in the field, which is essential for accurate spreading. It is a very accurate system, because it combines rate control with a variable discharge point.

## Variable Rate Application and MULTIRATE

The Kverneland GEOSPREAD® models are compatible with left/right Variable Rate Application. With this feature, two rates of fertiliser can be applied in one pass. This feature combines perfect dosing and fertiliser placement which results in fertiliser savings and optimal crop fertilisation. For even more precision, MULTIRATE applies multiple rates within a working width.

## Maximum User Friendliness

The modern user interface on the (tractor) terminal has an easy navigation structure with an intuitive and logical layout and guarantees maximum user friendliness. Features include: pre-sets to save different fertiliser types, easy filling mode including limit warning, easier service and diagnostics and support of a digital electronic spirit level to be able to level the spreader with the hydraulic top link from the tractor cab.





## 100% ISOBUS

For guaranteed compatibility

## UP TO 15%

Saving on fertiliser with  
GEOSPREAD®

## HIGH ACCURACY

Even in rough terrain and hilly  
conditions

## 1 METRE SECTIONS

Reduced overlap in wedges  
and headlands

## VC < 10%

For a perfect fertiliser distribution



# HIGH TECHNOLOGY FOR HIGH PERFORMANCE SPREADING

The Kverneland GEOSPREAD® series offer a perfect combination of maximum output, high precision, cost savings and user comfort.

## GEOSPREAD® Section Control

The Kverneland GEOSPREAD® system gives farmers the opportunity to reduce the spreading pattern in sections of 1 metre with highest accuracy. Sections are controlled by changing both the position of the fertiliser discharge point on the disc and the flow rate of the fertiliser. As the disc speed is constant during Section Control, the overlap between both discs is not effected to prevent variations in the spreading pattern and in addition, sections can be switched on and off very quickly.

In contrast to other systems Kverneland GEOSPREAD® is able to apply 6 types of Section Control while maintaining an optimal coefficient of variation. This prevents overlap and ensures a homogeneous distribution in the field.

- Switch off outside sections left or right hand side
- Switch off outside sections left and right hand side
- Switch off middle sections, spreading left or right
- Switch off middle sections, spreading left and right

## GEOPOINT® Headland Management

The fertiliser type and the spreader settings determine the GEOPOINT®, the point where fertiliser drops on the field. The GEOPOINT® is used to determine the right moment when the spreader is activated while leaving the headland. During manual operation, the spreader is often activated too early which results in overdosing on the headland. The total savings on fertiliser by GEOSPREAD® Section Control in combination with speed related spreading and GEOPOINT® headland management can go up to 15%.



Full spreading width with maximum number of sections



Decreasing the spreading width on the left hand side by 10 m



Switching off the sections outwards



Decreasing the spreading width on the right hand side by 6 m



Decreasing the spreading width on both sides by 8 m



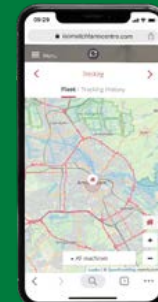
Switching the sections over the middle from one side






IsoMatch FarmCentre is a fleet management solution and gives the Kverneland disc spreader an online connection to the internet, creating multiple opportunities for the operator and manager.

- Always connected
- Wireless transfer of task data
- Documentation
- Service support



# EXACTA CL EW, CL W PRO AND TL COMBINE PROFIT AND PRODUCTIVITY

The Kverneland Exacta CL EW, Exacta CL W PRO and Exacta TL weighing spreaders are standard ISOBUS compatible and equipped with a weighing system with automatic calibration for automatic adjustment of the fertiliser flow in extreme conditions. Furthermore, the weighing spreader models are compatible with GEOPPOINT® headland management, Basic Section Control and left/right Variable Rate Application for optimal fertiliser dosing and placement. Kverneland weighing spreaders combine comfort, dosing accuracy and high tech fertiliser spreading.



## Volume and Working Width

The Exacta CL EW has a hopper volume between 1100 and 2000 litres and working width between 10 and 28 metres. Since the Exacta CL W PRO has a hopper volume up to 2800 litres and spreading width up to 33 metres, it is a perfect model for mixed farms in all conditions. The Exacta TL has a hopper volume between 1500 and 3900 litres and working width between 12 and 54 metres.

## Weighing

The Exacta CL EW is equipped with a single weighing cell. The weighing system on the Exacta CL W PRO and TL exists of 4 weighing cells positioned at the corners of the hopper. All weighing spreader models are equipped with a reference sensor which automatically corrects the measurements for slopes, shocks and the inclination. The weighing system with automatic calibration compares the actual fertiliser flow with the expected fertiliser flow (based on the area covered) and adjusts the dosing automatically in case deviations occur. This feature will help to prevent over and under dosing, which will result in better yields and saving of fertiliser.

## Variable Rate Application

The Exacta CL EW, CL W PRO and TL are compatible with Left/Right Variable Rate Application. With this feature, two rates of fertiliser can be applied in one pass. This feature combines perfect dosing and fertiliser placement which results in fertiliser savings and optimal crop fertilisation. For even more precision, MULTIRATE applies multiple rates within a working width. For doing MULTIRATE a license is needed.





## TC-SC

### Basic Section Control

To maximise output and business, there is the possibility to get Basic Section Control software on the Kverneland weighing spreaders. On a standard weighing spreader, the working width can be divided into 1 left and 1 right hand side section - to only shut off half of the working width. The principle of Basic Section Control is based on an even number of 4 metre sections. For example, when spreading on 24 metres with 6 sections or 36 metres with 8 sections. All models are equipped with one electrical actuator on each spreading disc to control the application rate to provide maximum use of nutrients to the grass or crops. The Basic Section Control software adjusts the dosing system by a GPS positioning system to optimise overlap and coverage with a minimum over and under dosing. This results in a better yield and a reduction of costs. The SPREADERcontrol license is needed to do Basic Section Control.





The Remote Control II spreading computer provides all the functions to start and stop the spreader, to set the right application rate and to increase and decrease the application rate on the move. The latest settings are retained in the memory function. Both discs can be shut off independently to spread half the working width.





## CL REMOTE CONTROL II - HL REMOTE CONTROL II IN CONTROL FROM THE CAB

The Exacta CL and HL Remote Control II spreaders are available as electric controlled machines to operate the spreader with a control box from the tractor cab to increase operator comfort.

The user benefits of the Remote Control II spreaders are:

- The application rate is controlled from the closed tractor cab by an electric actuator. Do your business from the cab!
- The application rate can be set from the tractor and can be increased or decreased on the move, even L/R independently to spread the right amount at the right place.
- Increased operator comfort by start/stop spreading with a finger tip! The software includes an intuitive calibration guide which leads you step by step through the calibration procedure.



One electric actuator to control the application rate





## EXACTA EL, CL AND HL

### A SOLUTION FOR EVERY SITUATION

The EL, CL and HL are available as hydraulically controlled machines. These models are standard equipped with the CentreFlow spreading system.

The EL is the most compact spreader in the range, but features all elements of the Exacta spreader line. This model has a hopper volume of 700 - 1400 litres and a working width from 9 - 21 metres. The working width is determined by the vane length. The 4 vanes can be detached easily, also for a static calibration test. Application rate adjustment from the calibration position is easily accessible.

The CL is medium in size and volume (up to 2000 litres), but comes with the CentreFlow system as standard (with 8 vanes per disc) and can spread up to 28 metres which is very convenient in this segment of the market.

To increase operator convenience, the CL can be equipped with most of the accessories, such as aluminium hopper extensions, ExactLine border spreading system, parking frame and LED lights.

The HL, with volumes up to 3900 litres and a maximum spreading width of 54 metres, is the ideal spreader for high productivity. With dual PTO input shafts it is easy to always drive at the desired speed and in combination with the 'slow rotating' agitator system, the HL can spread with high disc speeds to get a very even spreading pattern.

# OPTIONS FOR BORDER SPREADING

## CHOOSE THE OPTION WHICH FITS TO YOUR BUSINESS

### Tramline Cylinder

The tramline cylinder is especially developed to drive in the first tramline and to spread to the border. The distance to the border is half of the working width.



### Border Spreading Plate

Hydraulic operation of the border spreading plate from the tractor cab. The plate prevents fertiliser from reaching the field border by deflecting the fertiliser away from the border of the field. A manual version of the border spreading plate is also as option available.



### ExactLine

The ExactLine is used for the purpose of spreading to the border. For the GEOSPREAD® spreaders, it can be fitted on the left and right hand side of the spreader, therefore it always fits to your field conditions. It can be precisely set for all types of fertiliser and for all working widths.









## INCREASE PROFIT WITH THE RIGHT BORDER SPREADING SYSTEM

### One-sided Border Spreading

Using this method of border spreading, the tractor is driving approximately 2 metres from the field border. This method of border spreading achieves a good result. The full rate is spread at the border and it is possible to reduce the leakage of fertiliser over the border to zero. This can be done by changing the position of the border spreading plate. There are two different settings for the hydraulic border spreading plate: Yield and H2O for different field situations.



One-sided border spreading - spreading from the border with the border spreading plate

### Border Track Spreading

Using this method of border spreading, the operator is driving in the first tramline and is spreading to the border. The distance to the border is the half of the working width. This is the preferred method for working in tramlines.



Border spreading with tramline cylinder - spreading towards the border from the last tramline

The ExactLine is adjustable for different fertiliser types and working widths. Leakage over the border is insignificant and full application rate is maintained to within 3-4 metres of the field boundary. There are three different settings for the ExactLine: Yield, Eco and H2O for different field situations. Operation is easy, no need to leave the tractor seat.




Border track spreading - spreading to the border with the ExactLine



# EXACTLINE

YIELD SETTING



ECO SETTING



H<sub>2</sub>O SETTING



# BORDER SPREADING PLATE

YIELD SETTING 2 m




H<sub>2</sub>O SETTING 0 m



## ACCESSORIES FOR QUALITY AND COMFORT

To build up the disc spreader which will perfectly fit to your needs and requirements, there are several accessories available for the Kverneland spreader range.




### **Pellet Sieves**

The complete disc spreader range is equipped with heavy duty pyramid grids as standard. Pellet sieves are available as accessory for spreading organic fertiliser.



### **Hopper Emptying Kit**

Easy and quick emptying of the fertiliser from the hopper. Easy to return rest volume from the hopper into a storage.



### **Central Hydraulic Drive**

Using a hydraulic gearbox instead of a PTO shaft.





### Hopper Cover

Easy to operate the hopper cover to make a wide opening for filling the hopper with fertiliser.



### Patented Electrical Hopper Cover

Protects the fertiliser from humidity or rain and is easy to operate via the control terminal in the tractor cab.



### XHD Lift Vanes

For spreading on bigger working widths or specific fertiliser types. Gives a high quality spreading pattern and durability.



### Mudguards

Option available for the complete disc spreader range (except for EL) to protect the spreading discs against mud and water from the wheels of the tractor.



### Storage Frame

Quick and easy storage with a parking frame including wheels. Easy to transport also with a fork lift.



### Side Step

A foldable side step is available on both sides of the hopper for the Exacta CL W PRO and GEOSPREAD® models for easy access into the hopper.

## Adding precision to contract services

*"When it comes to fertilisers, we have to consider what goes on and where, and in addition to machine reliability, we want the best accuracy on the market. With plug and play ISOBUS simplicity accuracy is on another level. I didn't believe it until I'd used GEOSPREAD® for myself.*

*The ability to isolate areas that don't require fertiliser, and provide traceability, is a huge asset for our business. We operate with an 18 m spread width for grassland, which suits rolling and undulating ground, but if there's tramlines available, then our output improves.*

*The Exacta TL GEOSPREAD® is used at around 15 kph. It's a sensible speed, in fields that average around 10 acres in size, and few fields are flat. I'd probably change to an iDC model next time with hydraulic drive, to eliminate the pto shaft and operate with greater fuel efficiency"*

Lyam Haworth, UK  
Contractor





## High productivity

*"The hydraulics of the TL GEOSPREAD® IDC are controlled by power beyond and by this there is no additional load to the hydraulic system. I dare say that hydraulic system is just perfect and the vanes have a very long lifetime.*

*The productivity is quite high. Depending on the field size we spread at 60 to 100 hectares per hour depending on how close the fields are located to each other. We are using the Variable Rate Application functionality, but not in each field. I must admit that it certainly has a positive impact. In our case, most fields have even crops, so only in some fields we have to use VRA.*

*Even the combination of VRA and MULTIRATE is a great benefit, because two discs are able to spread a different amount of fertiliser on each side, calculated up to 8 zones in the field.*

*We are used to operating the spreader with an IsoMatch Tellus GO+, but recently we have also connected the IsoMatch Tellus PRO which gives us even more benefits "*

Plamen Vladimirov, Bulgaria  
Farmer and contractor  
Grows cereals and oil seed rape



# INTUITIVE USER INTERFACE

## CLEAR, INTUITIVE AND EASY

The innovative software on the GEOSPREAD® spreader range with intuitive interface guarantees an easy and user friendly operation of the spreader. It is full of nice features to maximise the comfort for the operator, save time and avoid mistakes in a busy spreading season. The IsoMatch Grip joystick adds easy control to the fingertips.

### Different levels to work in an easy way

The main menu is split into different user levels to have a clear overview and maximise user friendliness.

User working level	User pre-set level	Service and diagnostic level
Spreader operation (spreading, driving, border spreading functionalities)	Start your spreading job quicker and minimise mistakes (12 spread jobs to store)	Sensors and weigh cell calibration and settings
Filling (check spreader inclination, program what you need, fill and go)	Pre-sets for working width, rate, vane set and border spreading device	Customise alarms and adapt border spreading devices
Finish the job (emptying and greasing)	Adjustment for GEOSPREAD® automatic Section Control	Diagnostic and warning to keep the spreader running



**AEF and ISOBUS**  
 The Kverneland weighing spreaders are ISOBUS compatible and AEF certified for guaranteed compatibility.

AGRICULTURAL INDUSTRY



### IsoMatch Grip

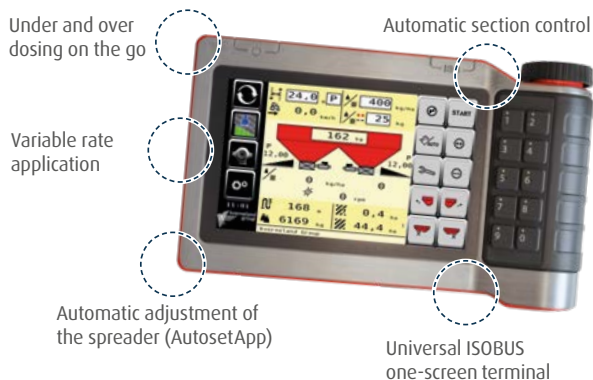
- In total 44 function assignments can be mapped to the IsoMatch Grip's buttons
- Supports up to four work modes, each identified by a coloured LED
- Full control at your fingertips
- AUX-N certification (AEF)



- 100% ISOBUS compatible
- Intuitive touch interface
- Clear screen layout - easy to use and to understand
- Shortcuts between different screen levels
- Only a few clicks to different functions
- Intuitive and logical - suitable for every farmer
- Easy to program and to operate due to the AUX-N functionality



## IsoMatch Tellus GO+




## IsoMatch Tellus PRO



### Variable Rate Control for Even More Accuracy

All ISOBUS compatible Kverneland weighing spreaders can do Variable Rate Application as standard. For even more accurate application, MULTIRATE can be applied which means multiple rates within the same working width. This can be done with a Variable Rate Application map, where in combination with GPS, the fertiliser spreader changes its output automatically based on a pre-determined and place specific spreading rate.

Another possibility is using the fertiliser spreader in combination with crop sensors to change the spreading rate continuously based on sensor input. For both types of variable rate control, the IsoMatch Tellus PRO and IsoMatch Tellus GO+ can be used to operate the spreader. Both ISOBUS terminals are compatible with most crop sensors and farm management programs and their task controller can read ISO-XML files.



### Maximise Efficiency in Spreading

The Kverneland Sync is featuring seamless data exchange via GEOSPREAD® spreaders. This technology transfers real-time data from ISOBUS implements to IsoMatch FarmCentre and other digital tools, while also allowing for improved implement monitoring and proactive dealer maintenance through Kverneland ServiceCentre.

Through wireless connectivity, operators can seamlessly connect the GEOSPREAD® spreader to a mobile device, such as a smartphone or tablet, using the AutosetApp functionality. This allows for the efficient transfer of spreader settings and presets directly from the mobile device to the spreader.

The benefits of this connectivity include error-free storage and transfer of spreading jobs. Additionally, the integrated filling calculator provides an exact measurement of the fertiliser needed to complete the spreading job, while real-time weight updates in the hopper are displayed directly on the App during filling, improving efficiency and accuracy.



# FERTILISER TEST CENTRE

## HIGH TECHNOLOGY TESTING AND DEVELOPING



### Kverneland Spreader Competence Centre

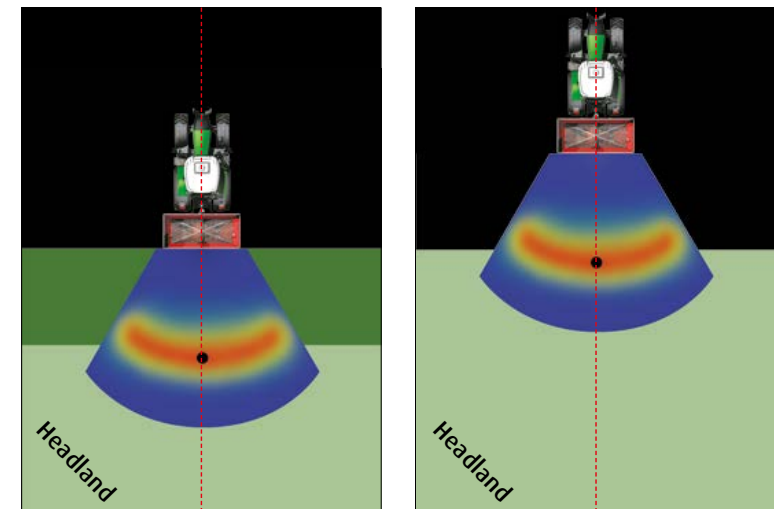
The Kverneland Exacta disc spreaders are known worldwide for their reliability, ease of operation and outstanding precision in all conditions. This is the result of many years of practical experience, research and testing. A fertiliser spreader can only be set accurately for rate and overlap using the settings provided by the manufacturer. The Spreader Competence Centre is using the most modern technology available in hard and software, allowing the measurement of complete overlap patterns in 3D. Instead of only measuring the spreading pattern in one line corresponding to the working width, this technology creates a full pattern showing a complete 3D spreading profile of the fertiliser.

### High Quality, High Output

The 3D spread pattern is achieved using a spreader which is mounted on the test rig which rotates the machine through 280°. Continuous measurement at a frequency of 5 HZ over the 80 collecting trays, which are all individually equipped with weigh cells, provide the ultimate in testing accuracy. A single test run provides more than 30,000 measurements! The result is a very precise spread pattern analysis with a high degree of predictability for setting changes to suit different widths and application rates. This allows, faster testing of the various types of fertiliser, but at the same time results in using less fertiliser and improves quality for better protection of our environment. The 60 m long test hall, with under-floor heating, maintains the humidity at 60% which allows testing throughout the year; and can accommodate testing of spreading working widths above 54 metres.

### GEOPOINT® headland management - example of 24 metre working width

Also the GEOPOINT® of the spreaders is measured in the competence centre. A 3D cone shaped spreading pattern is produced and the centre of this spreading pattern is used as GEOPOINT® in the spreading charts.



Conventional Spreading  
>15% overlap

Basic Section Control - 4 m Sections  
No overlap





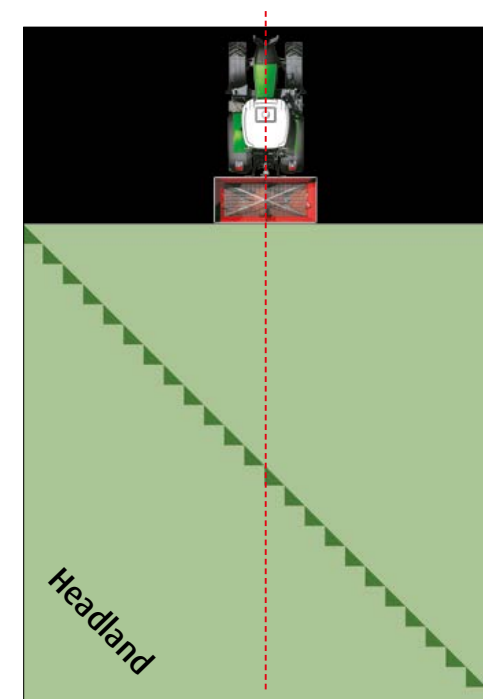
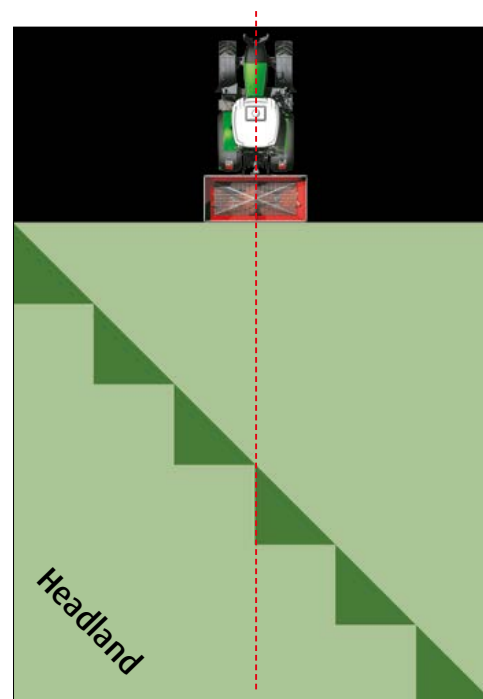
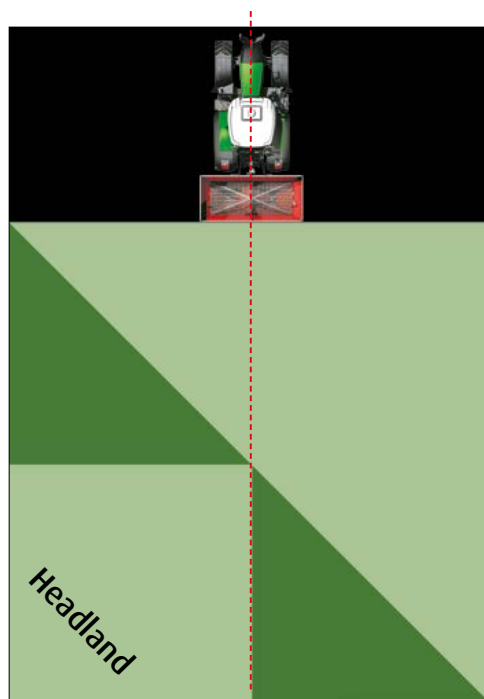

# SECTION CONTROL ON HEADLAND

## EXAMPLES OF 24 METRE WORKING WIDTH

**Conventional Spreading**  
(No Section Control)

**Basic Section Control - 4 m Sections**  
(Section Control by Rate)

**GEOSPREAD® - 1 m Sections**  
(Section Control by Rate + Discharge Point)



# ISOMATCH GEOCONTROL® BRINGS CLEAR BENEFITS

## IsoMatch GEOCONTROL®

Realising the full potential of farming is about growing and developing your business. When there is work to be done, you need the optimal setup and solutions to work as efficiently as possible. IsoMatch GEOCONTROL®, an advanced precision farming application within the IsoMatch Tellus PRO and IsoMatch Tellus GO+, helps you to control all ISOBUS compatible machines. Combined with a GPS receiver it fulfills the future needs towards an easy and profitable way of working.

## Section Control (SC)

The Section Control makes sure that the implement's sections will be switched on and off automatically. This avoids undesired overlap and operation outside the field border.

- Shut off sections when driving over previously covered areas
- Shut off sections when driving outside field boundary
- Shut off sections when driving backwards
- Headland control
- Manual override possibility

## Variable Rate (VR)

The Variable Rate will automatically adjust the rate of your machine based on Variable Rate maps. It enables you to vary the rate of for example seeds, fertiliser and chemicals.

- Forward place specific rate from task to machine
- Record applied rate from machine to task

## Documentation

Save all operational job data and field maps for exchange via USB to farm management information systems or the IsoMatch FarmCentre telematics solution.

## Manual Guidance

Advised driving direction using guidance lines in the field and on headlands. Perfect to use in combination with the IsoMatch InLine.

## Smart Field Boundary Recording

Independent from the working width, even without an implement connected.

## Boundary Shrinking

Create inner boundaries by setting the desired width of the headland.

## Multiple Guidance Lines

Add a maximum of 20 guidance lines per field.

## Clear Benefits

- Section control – Control up to 88 sections automatically
- Variable rate control – Always use the exact amount of fertiliser, chemicals or seeds
- Manual guidance – Stay within your guidance lines in the field
- Reports – with IsoMatch FarmCentre you can download reports remotely





# ISOMATCH GEOCONTROL®

## EASILY INTEGRATED SET-UP

### Setup and full operation of a Kverneland ISOBUS implement is conveniently controlled by one single application: IsoMatch GEOCONTROL®

Precision implement control and tractor steering on one screen. Recording of (pre-recorded) straight or curved guidance lines can be done simultaneously with the field boundary registration. Multiple lines can be stored per field. Specific configurations and settings for a tractor - implement combination can be saved in tractor profiles, which can be recalled at any time. Reduce overlap and save up to 15% on input costs with IsoMatch GEOCONTROL®.



### iM FARMING Calculator

How much can you save with our precision farming offering?

With an IsoMatch Tellus GO+ or PRO and a GPS like IsoMatch InLine, it is possible to accurately seed, spread and spray without any overlap. The iM FARMING Calculator calculates the cost saving by using these GPS functionalities as accurately as possible. After filling in the required data, the calculator clearly shows what you can save in terms of money.

The amount of fertiliser saved depends on the size and shape of the field and may amount to more than 15%. The iM FARMING Calculator can easily be used on a laptop, phone or tablet and you can easily download it from the Stores or find it here: <http://imcalculator.kvernelandgroup.com>



# ORIGINAL PARTS & SERVICE

## LET'S FOCUS ON YOUR BUSINESS

ORIGINAL  
PARTS

- 
- ① LONG LASTING, HIGH QUALITY SPARE PARTS
  - ② OVER 100 YEARS OF PARTS KNOWLEDGE
  - ③ SUPPORT FROM A WIDE NETWORK OF DEALERS
  - ④ 24/7 SPARE PARTS SERVICE
  - ⑤ HIGHLY SKILLED DEALER TECHNICIANS



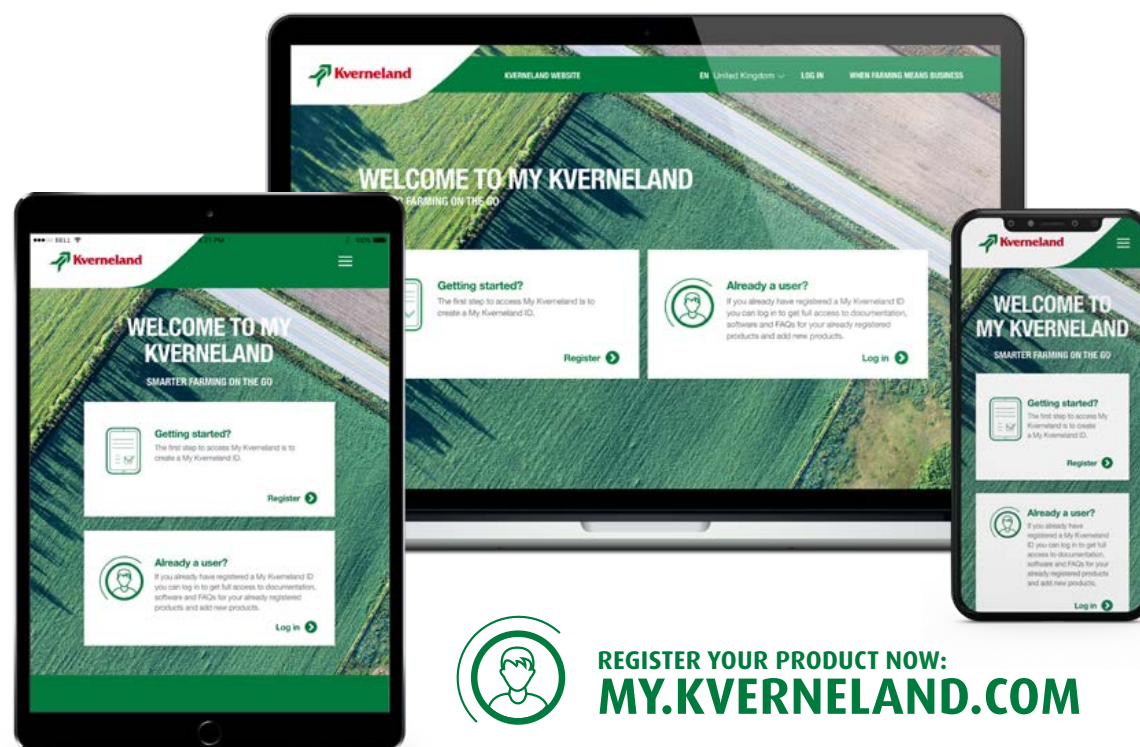
# MYKVERNELAND

## SMARTER FARMING ON THE GO

### A personalised online platform tailored to your machine needs

With MYKVERNELAND you will benefit from easy access to Kverneland's online service tools.

Receive first hand access to information on future developments and updates, operator and spare parts manuals, FAQs and local VIP offers. All information is gathered in one place.



REGISTER YOUR PRODUCT NOW:  
**MY.KVERNELAND.COM**

# FRONT-REAR SPREADER COMBINATION

## INCREASE OF CAPACITY, EFFICIENCY AND ACCURACY

Kverneland is offering the possibility to use the Kverneland spreader range as a front-rear disc spreader combination. It will not only increase the total capacity up to 6000 or 7000 litres, but also the efficiency and accuracy will be increased by spreading two different applications in one pass. This results in saving time, labour and reduces soil damage.



### Nutrition Accuracy

The nutrition accuracy will be increased by spreading two different fertilisers in one pass. It is possible to apply two different fertiliser types with different physical properties, both with a correct setting to get a perfect spreading pattern. As a result, there will be an increased yield and cost savings on fertiliser.

### Maximise Capacity

With a spreader in the rear and one in the front there is a perfect weight balance on the tractor. This means that there is less ground pressure, which results in less soil compaction. This is especially helpful, for example, in wet field conditions. In case there is no PTO shaft available at the front of the tractor, the central hydraulic driveline on the large GEOSPREAD® spreaders can be used. The ExactLine border spreading device can be added on the left and right hand side for spreading borders and headlands.

### Increase Efficiency

Different disc spreader models, with different hopper capacities, can be combined in the front and the rear. With two ISOBUS terminals connected efficiency can be increased even more. On the ISOBUS terminal the front spreader can be selected and the correct setting can easily be entered. Section Control will automatically switch on and off sections on both spreaders to minimise overlap. With the Variable Rate Application on all Kverneland weighing spreaders it is possible to automatically adjust the application rate separately from the front and rear spreader. For even more precision MULTIRATE applies multiple rates within a working width, independently from the front and rear spreader.



# TECHNICAL DATA

Model	Exacta EL	Exacta CL	Exacta HL
<b>1. Hopper Capacity</b>			
Hopper capacity (l)	700 - 900 - 1400	1100 - 1550 - 2000	1500 - 2150 - 2800 - 3450 1875 - 2550 - 3225 - 3900
<b>2. Working Width</b>			
Spread width (m)	9-21	10-28	12-54
Output (kg/min)	10-230	10-320	10-320
<b>3. Measurements</b>			
Filling height (cm)	96 - 108 - 128	100 - 119 - 138	110 - 129 - 148 - 167 119 - 138 - 157 - 176
Width (cm)	154 - 154 - 176	220	275 / 290
Filling width (cm)	148 - 148 - 170	214	269 / 284
<b>4. Weight</b>			
Empty weight (kg)	250 - 270 - 300	330 - 355 - 380	500 - 530 - 560 - 590 515 - 545 - 575 - 605
<b>5. Controls</b>			
Hydraulic control	○	○	○
Remote Control II	-	○	○
<b>6. Equipment (Factory Fitted)</b>			
PTO overload clutch	●	●	●
Hopper sieves	●	●	●
Inclinometer	-	●	●
Agitator	●	●	-
Slow rotating agitator	-	-	●
Fine application kit	○	●	●
Granule size box	●	●	●
<b>7. Accessories (Also Loose Available)</b>			
<b>7.1. Safety Equipment</b>			
Warning triangle	○	○	○
Reflector decals	○	○	●
LED road light set	○	○	●
Front light set	-	-	○

● = Standard equipment ○ = Option - = Not available

Model	Exacta EL	Exacta CL	Exacta HL
<b>7.2. Border Spreading</b>			
Topdressing kit	○	-	-
Tramline kit	○	○	-
Manual border spreading plate	○	○	○
Hydraulic border spreading plate	-	○	○
ExactLine border spreading system	-	○	○
<b>7.3. Working Width Accessories</b>			
Kit to spread 20/21 m	○	-	-
Kit to spread 27/28 m	-	○	-
Heavy duty vanes (L=285 mm)	-	-	○
Duplex lift vanes (L=330 mm)	-	-	○
XHD hardface lift vanes	-	-	○
<b>7.4. Other</b>			
Calibration container	○	○	○
Hopper emptying kit	○	○	○
Hopper cover	○ Fits only on Exacta EL 1400	○	○
Ladder	-	○	○
Mudguards	-	-	○
Storage frame with parking wheels	-	○	○
1 or 2 d.a. valve (separate closing L/R)	○	○	○
Central hydraulic drive	-	-	○
Pellet sieves	-	-	○

## TECHNICAL DATA

Model	Exacta CL EW	Exacta CL W PRO	Exacta TL
<b>1. Hopper Capacity</b>			
Hopper capacity (l)	1100 - 1550 - 2000	1300 - 1800 - 2300 - 2800	1500 - 2150 - 2800 - 3450 1875 - 2550 - 3225 - 3900
<b>2. Working Width</b>			
Spread width (m)	10-28	10-33	12-54
Output (kg/min)	10-320	10-320	10-320
<b>3. Measurements</b>			
Filling height (cm)	100 - 119 - 138	113 - 132 - 151 - 170	110 - 129 - 148 - 167 119 - 138 - 157 - 176
Width (cm)	220	245	275 / 290
Filling width (cm)	214	239	269 / 284
<b>4. Weight</b>			
Empty weight (kg)	400 - 425 - 450	480 - 505 - 530 - 555	655 - 685 - 715 - 745 695 - 725 - 755 - 785
<b>5. IsoMatch Products</b>			
IsoMatch Tellus GO+	○	○	○
IsoMatch Tellus PRO	○	○	○
IsoMatch Global 3, Eye, InLine, FarmCentre	○	○	○
<b>6. Equipment (Factory Fitted)</b>			
PTO overload clutch	●	●	●
Hopper sieves	●	●	●
Inclinometer	○	●	●
Slow rotating agitator	●	●	●
Fine application kit	●	●	●
Granule size box	●	●	●
<b>7. Accessories (Also Loose Available)</b>			
<b>7.1. Safety Equipment</b>			
Warning triangle	○	○	○
Reflector decals	○	●	●
LED road light set	○	○	●
Front light set	-	○	○

● = Standard equipment ○ = Option - = Not available

Model	Exacta CL EW	Exacta CL W PRO	Exacta TL
<b>7.2. Border Spreading</b>			
Manual border spreading plate	○	-	○
Hydraulic border spreading plate	○	○	○
ExactLine border spreading system	○	○	○
<b>7.3. Working Width Accessories</b>			
Kit to spread 27/28 m	○	-	-
Kit to spread 27/33 m	-	○	-
Heavy duty vanes (L=285 mm)	-	-	○
Duplex lift vanes (L=330 mm)	-	-	○
XHD hardface lift vanes	-	-	○
<b>7.4. Other</b>			
Calibration container	○	○	○
Hopper emptying kit	○	○	○
Hopper cover	○	○	○ Also available as electric cover
Left/right hopper level sensor	○	○	○
Ladder	○	○	○
Side step	-	○	○
Mudguards	-	○	○
Category 3/4 mounting frame	-	-	○
Storage frame with parking wheels	○	○	○
Central hydraulic drive	-	○	○
Pellet sieves	-	-	○



Model	Exacta CL GEOSPREAD®	Exacta TL GEOSPREAD® (iDC)	Exacta TLX GEOSPREAD® (iDC)
-------	-------------------------	-------------------------------	--------------------------------

### 1. Hopper Capacity

Hopper capacity (l)	1100 - 1550 - 2000 - 2450	1500 - 2150 - 2800 - 3450 (-)	1875 - 2550 - 3225 - 3900
	1300 - 1800 - 2300 - 2800	1875 - 2550 - 3225 - 3900	

### 2. Working Width

Spread width (m)	10-33	12-54	24-45
Output (kg/min)	10-320	10-320	10-540

### 3. Measurements

Filling height (cm)	108 - 127 - 146 - 165	110 - 129 - 148 - 167	122 - 141 - 160 - 179
	113 - 132 - 151 - 170	119 - 138 - 157 - 176	
Width (cm)	220 / 245	275 / 290	290
Filling width (cm)	214 / 239	269 / 284	284

### 4. Weight

Empty weight (kg)	480 - 505 - 530 - 555	655 - 685 - 715 - 745	705 - 735 - 765 - 795
	495 - 520 - 545 - 570	695 - 725 - 755 - 785 (700 - 730 - 760 - 790)	(710 - 740 - 770 - 800)

### 5. IsoMatch Products

IsoMatch Tellus GO+	○	○	○
IsoMatch Tellus PRO	○	○	○
IsoMatch Global 3, Eye, InLine, FarmCentre	○	○	○

### 6. Equipment (Factory Fitted)

PTO overload clutch	●	●	●
Hopper sieves	●	●	●
Inclinometer	●	●	●
Slow rotating agitator	●	●	●
Fine application kit	●	●	●
Granule size box	●	●	●

### 7. Accessories (Also Loose Available)

#### 7.1. Safety Equipment

Warning triangle	○	○	○
Reflector decals	○	●	●
LED road light set	○	●	●
Front light set	○	○	○

● = Standard equipment ○ = Option -- = Not available

Model	Exacta CL GEOSPREAD®	Exacta TL GEOSPREAD® (iDC)	Exacta TLX GEOSPREAD® (iDC)
-------	-------------------------	-------------------------------	--------------------------------

### 7.2. Border Spreading

Manual border spreading plate	-	○ (-)	-
Hydraulic border spreading plate	○	○	○
ExactLine border spreading system	○	○	○

### 7.3. Working Width Accessories

Kit to spread 27/33 m	○	-	-
Heavy duty vanes (L=285 mm)	-	○	-
Duplex lift vanes (L=330 mm)	-	○	○
XHD hardface lift vanes	-	○	○

### 7.4. Other

Calibration container	○	○	○
Hopper emptying kit	○	○	○
Hopper cover	○	○ Also available as electric cover	○ Also available as electric cover
Left/right hopper level sensor	○	○	○
Ladder	-	○	○
Side step	○	○	○
Mudguards	○	○	○
Category 3/4 mounting frame	-	○	○
Storage frame with parking wheels	○	○	○
Central hydraulic drive	○	○ (-)	○ (-)
Pellet sieves	-	○	○

Information provided in this brochure is made for general information purposes only and for worldwide circulation. Inaccuracies, errors or omissions may occur and the information may thus not constitute basis for any legal claim against Kverneland Group. Availability of models, specifications and optional equipment may differ from country to country. Please consult your local dealer. Kverneland Group reserves the right at any time to make changes to the design or specifications shown or described, to add or remove features, without any notice or obligations. Safety devices may have been removed from the machines for illustration purposes only, in order to better present functions of the machines. To avoid risk of injury, safety devices must never be removed. If removal of safety devices is necessary, e.g. for maintenance purposes, please contact proper assistance or supervision of a technical assistant. © Kverneland Group Nieuw-Vennep BV



REGISTER YOUR PRODUCT NOW:  
[MY.KVERNELAND.COM](https://my.kverneland.com)

**WHEN FARMING MEANS BUSINESS**

[kverneland.com](https://kverneland.com)